

# City of Hobbs

## FY 2022-2023

# Preliminary Budget





## Table of Contents

<p><b>Page</b></p> <p>1</p> <p>2</p> <p>10</p> <p>11</p> <p>12</p> <p>14</p> <p>16</p> <p>18</p> <p>20</p> <p>23</p> <p>24</p> <p>27</p> <p><u>29</u></p> <p>30</p> <p>32</p> <p>34</p> <p>36</p> <p>38</p> <p>40</p> <p>42</p> <p>44</p> <p>46</p> <p>48</p> <p>50</p> <p>52</p> <p>54</p> <p>56</p> <p>58</p> <p>60</p> <p>62</p> <p>64</p> <p>66</p> <p>68</p> <p>70</p> <p>72</p> <p>74</p> <p>76</p> <p>78</p> <p>80</p> <p>82</p> <p>84</p> <p>86</p> <p>88</p> <p>90</p> <p>92</p> <p>94</p> <p>96</p> <p>98</p> <p>100</p> <p>102</p> <p>104</p> <p>106</p>	<p><b>Description</b></p> <p><i>Principle Officials</i></p> <p><i>Budget Message</i></p> <p><i>Introductory Charts</i></p> <p><i>Fund Summary</i></p> <p><i>Revenue Summary</i></p> <p><i>Personnel/Benefits Summary</i></p> <p><i>Operating Summary</i></p> <p><i>Capital Summary</i></p> <p><i>General Fund Carryover</i></p> <p><i>Enterprise Fund Carryovers</i></p> <p><i>Tangible Capital</i></p> <p><i>Project Capital</i></p> <p><u><i>General Fund Expense Detail</i></u></p> <p><i>General Fund Summary</i></p> <p><i>010100 - Mayor,Commission</i></p> <p><i>010100 - City Manger</i></p> <p><i>010125 -Planning</i></p> <p><i>010130 - City Clerk's Office</i></p> <p><i>010140 - Finance</i></p> <p><i>010145 - Information Technology</i></p> <p><i>010150 - Legal</i></p> <p><i>010160 - Courts</i></p> <p><i>010161 - Municipal Judge</i></p> <p><i>010170 - Human Resources</i></p> <p><i>010181 - Risk Insurance</i></p> <p><i>010190 - Motor Vehicle</i></p> <p><i>010201 - Police Admin</i></p> <p><i>010202 - Police Patrol</i></p> <p><i>010203 - Police Criminal Investigation</i></p> <p><i>010204 - Police Support</i></p> <p><i>010205 - Police Communicaton</i></p> <p><i>010206 - Police Detention</i></p> <p><i>010207 - Police Eagle IC</i></p> <p><i>010208 - Police Community Service - HAAC</i></p> <p><i>010209 - Police Community Service - Code Enforcement</i></p> <p><i>010220 - Fire Department</i></p> <p><i>010320 - Parks</i></p> <p><i>010321 - Sports Fields</i></p> <p><i>010326 - McAdams Park</i></p> <p><i>010330 - Recreation</i></p> <p><i>010332 - Teen Center</i></p> <p><i>010335 - Pools</i></p> <p><i>010342 - Communications</i></p> <p><i>010410 - Engineering</i></p> <p><i>010412 - Traffic</i></p> <p><i>010413 - Warehouse</i></p> <p><i>010415 - Mapping</i></p> <p><i>010420 - Garage</i></p> <p><i>010421 - Building Maintenance</i></p> <p><i>010422 - Building Safety/Permitting</i></p> <p><i>010423 - Streets</i></p> <p><i>024002 - Land Acquisition Fund</i></p>	<p><u>109</u></p> <p>110</p> <p>112</p> <p>114</p> <p>116</p> <p>118</p> <p>120</p> <p>122</p> <p>124</p> <p>126</p> <p>128</p> <p>130</p> <p>132</p> <p>134</p> <p>136</p> <p>138</p> <p><u>141</u></p> <p>142</p> <p><u>145</u></p> <p>146</p> <p>148</p> <p>151</p> <p>152</p> <p>154</p> <p>156</p> <p>158</p> <p>160</p> <p>162</p> <p>164</p> <p>166</p> <p>168</p> <p>170</p> <p>172</p> <p>174</p> <p>176</p> <p>178</p> <p>180</p> <p>182</p> <p><u>185</u></p> <p>186</p> <p>188</p> <p>190</p> <p><u>193</u></p> <p>194</p> <p>196</p> <p>198</p> <p>200</p> <p>202</p> <p>204</p> <p>206</p>	<p><u><i>Special Revenue Funds Expense Detail</i></u></p> <p><i>114011 - Local Government Corrections Fund</i></p> <p><i>124012 - Law Enforcement Protection Fund</i></p> <p><i>164016 - CORE Fund</i></p> <p><i>174017 - Older Americans Fund</i></p> <p><i>184315 - Golf Maintenance</i></p> <p><i>184316 - Golf Clubhouse</i></p> <p><i>194019 - Cemetery Fund</i></p> <p><i>204020 - Hobbs Industrial Air Park</i></p> <p><i>214021 - Legislative Appropriation Fund</i></p> <p><i>224022 - Intergovernmental Grants</i></p> <p><i>234023 - Lodgers' Tax Fund</i></p> <p><i>244024 - LG Abatement Fund</i></p> <p><i>274027 - Public Transportation</i></p> <p><i>284028 - Fire Protection Fund</i></p> <p><i>294029 - EMS Fund</i></p> <p><u><i>Capital Funds Expense Detail</i></u></p> <p><i>Capital Projects Funds 370, 460, 480, 490</i></p> <p><u><i>Debt Service Funds Expense Detail</i></u></p> <p><i>514051 - Utility Bond</i></p> <p><i>534053 - Wastewater Bond Fund</i></p> <p><u><i>Enterprise Fund Expense Detail</i></u></p> <p><i>104010 - Solid Waste Fund</i></p> <p><i>444044 - Joint Utility Extension Fund</i></p> <p><i>604600 - Joint Utility Administration</i></p> <p><i>604610 - Water Distribution</i></p> <p><i>604620 - Water Production</i></p> <p><i>604630 - Water Office</i></p> <p><i>604640 - Meters &amp; Service</i></p> <p><i>604650 - Laboratory</i></p> <p><i>604685 - SCADA</i></p> <p><i>614061 - Joint Utility Construction</i></p> <p><i>624062 - Wastewater Construction</i></p> <p><i>634370 - Wastewater</i></p> <p><i>634375 - Biosolids</i></p> <p><i>634380 - Industrial Water</i></p> <p><i>684068 - Meter Deposit Reserve Fund</i></p> <p><i>694069 - Internal Supply Fund</i></p> <p><u><i>Internal Service Funds Expense Detail</i></u></p> <p><i>644064 - Medical Insurance Fund</i></p> <p><i>674067 - Workers Comp Fund</i></p> <p><i>744074 - Risk Insurance Fund</i></p> <p><u><i>Trust &amp; Agency Funds Expense Detail</i></u></p> <p><i>704070 - Motor Vehicle Trust</i></p> <p><i>724072 - Retiree Health</i></p> <p><i>734073 - Crime Lab</i></p> <p><i>774077 - Library Trust</i></p> <p><i>784078 - Senior Citizen Trust</i></p> <p><i>864086 - City Agency Trust</i></p> <p><i>Payroll Expense</i></p>
---	--	--	---





**City Commission**



**Mayor Sam Cobb**




**R. Finn Smith - District 1**



**Christopher Mills - District 2**



**Larron Fields - District 3**



**Joseph Calderon - District 4**



**Roy Dwayne Penick - District 5**



**Don R. Gerth - District 6**

**Administration**



**Manny Gomez  
City Manager**



**Toby Spears  
Finance Director**



**Deborah Corral  
Assistant Finance Director**

# 22-23 Budget Message

## “Most Valuable Resource”

### **To The Honorable Mayor And City Commission**

We are pleased to submit for your review and consideration, the Fiscal Year 2022-23 Proposed Budget. The formation of an annual budget is set via the Hobbs City Charter and also by the State of New Mexico, Department of Finance and Administration. The preliminary budget process sets a legal binding stop-gap spending level by the Commission. The stop-gap spending level is defined as preliminary spending levels from July 1, 2022 until the City of Hobbs reconciles all general ledger accounts and incorporates the actual cash balances and carryover projects (both unrestricted and restricted) into the final adjusted budget. The final budget is due to the State of New Mexico Department of Finance and Administration by July 31, 2022. It should be noted, the general fund budgeted cash reserve is set at approximately 43%. The required general fund cash reserve is 8.33% (1/12<sup>th</sup> of general fund operating expenditures) set by the NM Department and Finance Administration.

### **Introduction/Background**

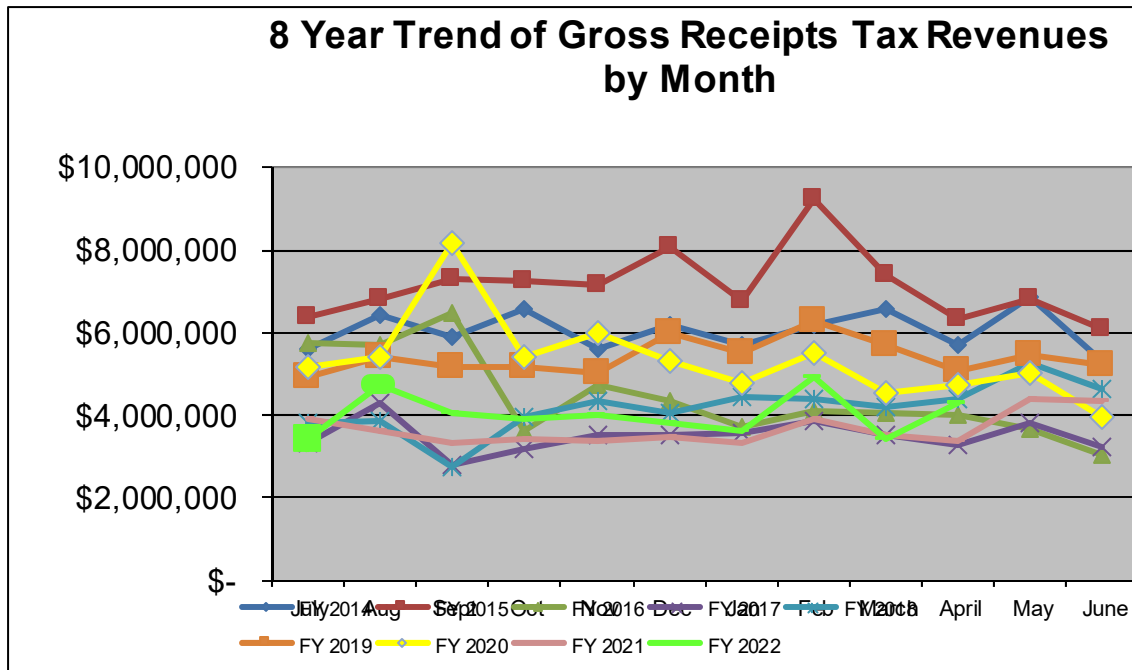
We are submitting the City’s Proposed Operating Budget for Fiscal Year 2022-23. The City of Hobbs Charter requires the City Manager to submit an annual budget recommendation for the upcoming fiscal year. The Salaries and Benefits, Operations and Capital Outlay budgets represent the culmination of a systematic and detailed program review by city departments and administration.

The development of this budget officially began several months ago with a pre-budget review with city staff in mid-March. Over the last several months, the departmental staff of the City has worked diligently to develop proposals to advance the mission of this organization.

Due to the projected long-term volatility of the energy sector, state legislation and COVID 19 protocols, the proposed budget will maintain a conservative fiscal approach through continued careful fiscal management. This will be accomplished through perpetual monitoring of budget variances related to gross receipt taxes, personnel/benefits, operating and capital expenditures. Any negative impact on these variances will be addressed through additional cost cutting measures and reviews of operations. Our focus continues to be meeting the needs of our community in the most efficient and effective way by ensuring critical core services are maintained during the projected economic impacts mentioned above.

### **General Fund Revenue**

The general fund is defined as the main unrestricted fund for departmental services for the City of Hobbs. Examples of departmental services would be public safety, streets, library, engineering and parks/recreation. The revenues generated for this fund is derived from gross receipt taxes, property taxes, grants and fees. The gross receipt tax revenue component constitutes approximately 74% of the entire general fund.



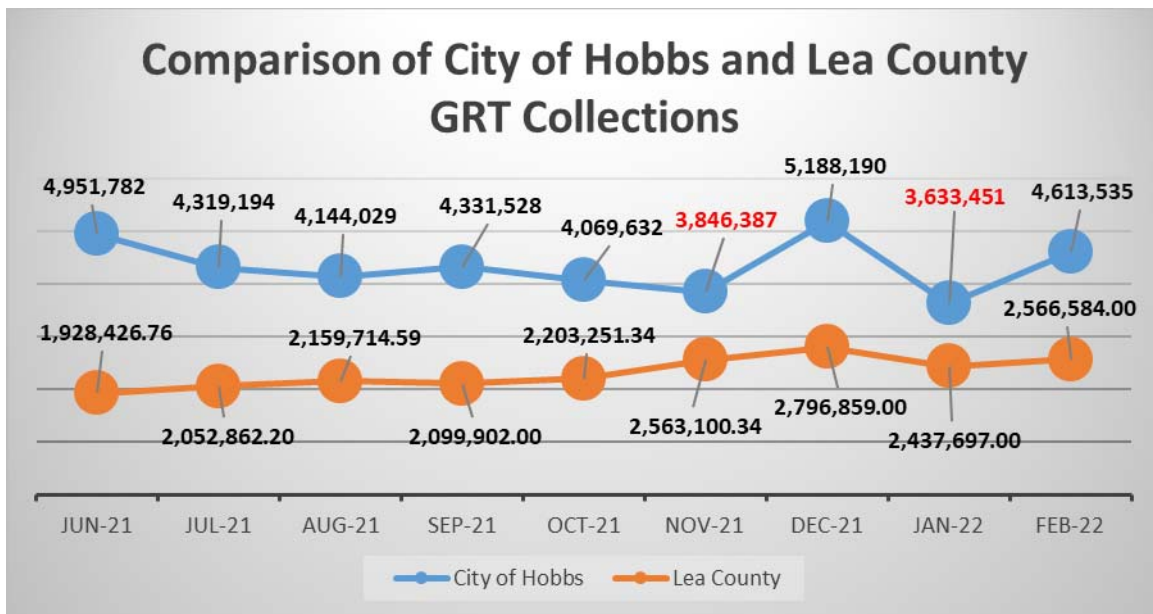
The above trend graph shows that gross receipt taxes have averaged approximately 3.971 million dollars per month or 47.0 million dollars per year. The 2022-2023 gross receipt taxes for the general fund is budgeted at approximately \$42,000,000. This is based on a 10 month projection with reductions in the construction industry gross receipt tax receipts as it relates to build outs of the hospital and CTE projects. Also, “claw back” contingencies will continue to exist as it relates to HB6 reporting for businesses (July 1, 2021 start of HB6 gross receipt tax filings at the service destination point). Overall general fund revenue is approximately \$58,429,116. The current volatility of the oil and gas industry warrants a conservative projection of gross receipt taxes with the ability to adjust on a quarterly or mid-year basis. Also, it should be noted that HB 6 (internet tax destination sourcing) could result in a significant impact to gross receipt taxes as it relates to the oil and gas service industry. Due to HB6 legislation, the destination sourcing of gross receipt tax internet sales for Hobbs may not offset the anticipated gross receipt tax loss of destination sourcing from the oil and gas service industry. Chart 1 – tracks a 12 month actual gross receipt tax collection by industry. Mining, Construction, Retail and Other Service Industries make up over 59% of the total gross receipts taxes received by the City.

**CITY OF HOBBS  
ACTIVITY OF GRT THRU APRIL 2022**

TYPE	(MAY 2021 - APR 2022)	
	YEAR TO DATE	% OF
	TOTAL	TOTAL
AGRICULTURE	15,565.32	0.03%
<b>MINING</b>	<b>6,404,822.54</b>	<b>12.71%</b>
<b>CONSTRUCTION</b>	<b>5,613,928.77</b>	<b>11.14%</b>
MANUFACTURING	2,288,570.52	4.54%
TRANS/COMM/UTILITIES	0.00	0.00%
WHOLESALE TRADE	4,359,531.33	8.65%
<b>RETAIL TRADE</b>	<b>13,558,645.87</b>	<b>26.91%</b>
FINANCE/INSUR/REAL ESTATE	0.00	0.00%
SERVICES	0.00	0.00%
UTILITIES	1,517,319.52	3.01%
TRANSPORTATION AND WAREHOUSING	808,239.39	1.60%

INFORMATION AND CULTURAL INDUSTRY	868,921.53	1.72%
FINANCE AND INSURANCE	238,590.22	0.47%
REAL ESTATE AND RENTAL/LEASING	1,579,001.83	3.13%
PROFESSIONAL, SCIENTIFIC AND TECH SVCS	1,615,363.71	3.21%
MANAGEMENT OF COMPANIES	0.00	0.00%
ADMIN AND SUPPORT, WASTE MGT	658,967.91	1.31%
EDUCATIONAL SVCS	20,587.86	0.04%
HEALTH CARE AND SOCIAL ASSISTANCE	2,268,035.73	4.50%
ARTS, ENTERTAINMENT AND RECREATION	165,913.30	0.33%
ACCOMMODATION AND FOOD SERVICES	3,464,430.72	6.88%
<b>OTHER SERVICES</b>	<b>4,555,409.88</b>	<b>9.04%</b>
PUBLIC ADMINISTRATION	0.00	0.00%
UNCLASSIFIED ESTABLISHMENTS	376,881.92	0.75%
	<b>50,378,727.87</b>	<b>100.00%</b>

The City of Hobbs has closely monitored the impacts of HB 6 since July 1, 2021. The graphs below compare pre-HB 6 to post HB 6 activity for the City of Hobbs, Lea County and the State of New Mexico. The measurement of the graphs are from June 2021 to February 2022 and also considers the impacts of WTI intermediate crude spot prices and Lea County rig counts.

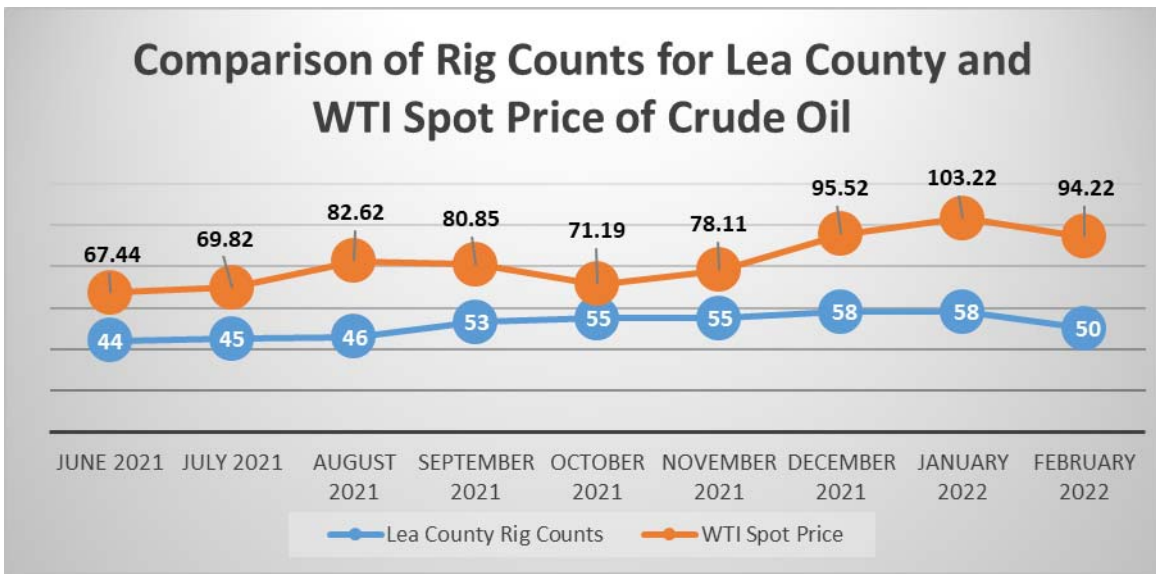
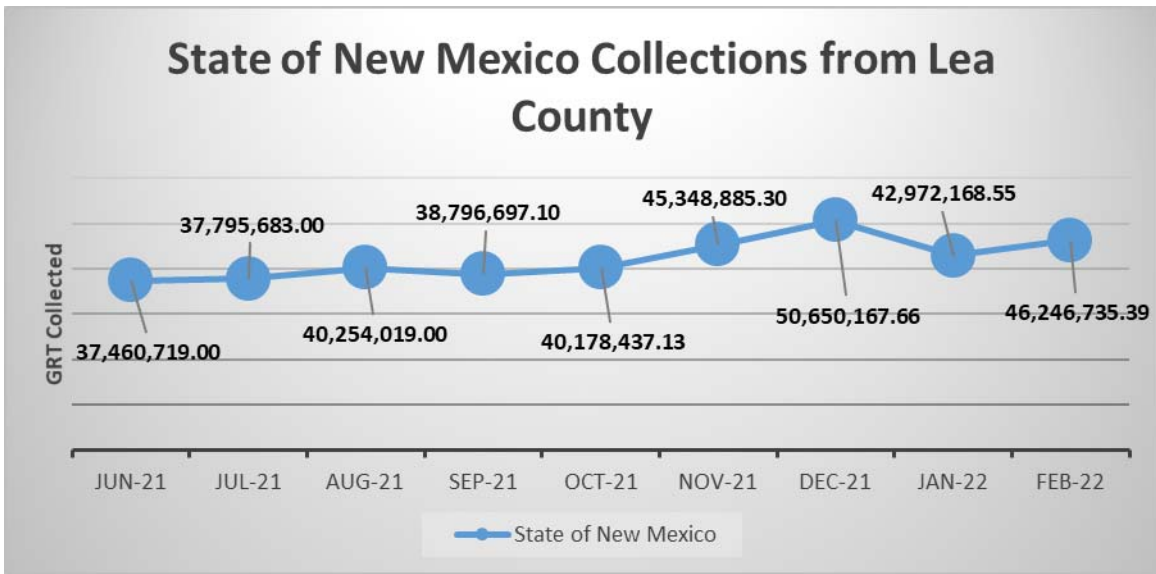


**January 2022 approximately \$650K in clawbacks**

**November 2021 approximately \$250K in clawbacks**

**December 2021 and February 2022 construction revenue of over 500K (Hospital/CTE)**





The following shows a comparison of FTE (benefited) counts from 2022 to 2023:

Full time Employees				
Dept	FY22 FTE	FY22 Total	FY23 FTE	FY23 Total
Police	160.00	\$ 17,822,247.41	151.00	\$ 17,296,694.20
Fire	86.00	\$ 10,165,859.12	86.00	\$ 10,344,217.53
Engineering	13.00	\$ 1,294,777.24	13.00	\$ 1,411,800.45
Parks	86.00	\$ 5,835,201.50	87.75	\$ 6,051,832.57
CORE	71.75	\$ 3,183,888.97	65.00	\$ 3,098,654.31
Clerk	16.00	\$ 1,291,158.00	16.00	\$ 1,310,261.92
Gen Services	29.00	\$ 2,950,106.16	28.00	\$ 2,899,648.84
Administration	53.25	\$ 4,309,378.07	51.25	\$ 4,497,852.53
Utilities	59.00	\$ 4,717,360.05	57.00	\$ 4,813,124.04
Finance	16.00	\$ 1,449,813.40	15.00	\$ 1,473,936.30
<b>Totals</b>	<b>590.00</b>	<b>\$ 53,019,789.92</b>	<b>570.00</b>	<b>\$ 53,198,022.69</b>

The following shows a comparison of all FTE's inclusive of **both** Benefited and Non – Benefited (seasonal) positions.

Total Employees					
Dept	FY22 FTE		FY22 Total	FY23 FTE	FY23 Total
Police	160.00	\$	17,822,247.41	151.00	\$ 17,296,694.20
Fire	86.00	\$	10,165,859.12	86.00	\$ 10,344,217.53
Engineering	13.25	\$	1,300,763.69	13.25	\$ 1,419,223.06
Parks	129.53	\$	6,946,558.49	127.65	\$ 7,268,162.99
CORE	73.25	\$	3,219,385.50	65.75	\$ 3,140,018.62
Clerk	17.40	\$	1,304,430.30	16.00	\$ 1,310,261.92
Gen Services	29.00	\$	2,950,106.16	28.00	\$ 2,899,648.84
Administration	53.25	\$	4,309,378.07	51.25	\$ 4,497,852.53
Utilities	59.00	\$	4,717,360.05	57.00	\$ 4,813,124.04
Finance	16.00	\$	1,449,813.40	15.00	\$ 1,473,936.30
<b>Totals</b>	<b>636.68</b>	<b>\$</b>	<b>54,185,902.19</b>	<b>610.90</b>	<b>\$ 54,463,140.03</b>

The overall increase to salary and benefits for fiscal year 2023 compared to fiscal year 2022 has a projected increase of .51%. This is primarily due to a reduction of a bi-weekly pay period in fiscal year 2022 compared to fiscal year 2023 and a reduction of 20 FTE's. Also, an approximate \$2,600,000 pay plan has been introduced into the 2023 budget. The plan cost has been offset by the variables mentioned previously (as compared annually from 2022 to 2023). Also, workers compensation insurance increased by approximately 16% and health insurance is estimating (as of March 2022) an increase of 15%. PERA will increase by .50% to the employer and employee starting July 1, 2022.

Operationally, the City of Hobbs is budgeting approximately \$19,758,812 for general fund fiscal year 2023 as compared to fiscal year 2022 of \$19,020,251. This represents a 4% increase. Examples of operating are social service agency funding, EDC, utilities, maintenance costs, travel, buildings/grounds, and programming supplies. Operations represent 29.5% of the general fund expenditure budget. Total operating budget is approximately \$56,812,810 for 2023. Overall operations budget is an increase of 9% from fiscal year 2022.

Capital Outlay/Debt Service the City of Hobbs is budgeting approximately \$19,605,756 for fiscal year 2023. General fund capital projects were budgeted at \$4,274,874.

The balance of all projects are detailed in the overall budget book. It should be noted that fiscal year 2022 budgeted projects will be reassessed and prioritized within the final budget process slated for July 2022. The final budget for 2023 will need to be reviewed and approved by the City Commission prior to July 31, 2022.

### Conclusion

The long-term projected volatility of the energy industry, HB6 legislation (destination sourcing), and further State legislation, the City of Hobbs proposed budget reflects a conservative and an aggressive control spending effort. The City anticipates approximately \$4,290,125 million dollars in general fund unrestricted flow back dollars from fiscal year 2022. The City will need to closely monitor the HB6 contingency impacts (destination sourcing "claw backs") and reductions in construction industry grt components with completed buildouts in fiscal year 2023. The City is required to have a 1/12<sup>th</sup> general fund operating reserve and we are proposing a budget that maintains a 43% reserve amount which is a total of \$29.09 million. This reserve and the fact the City of Hobbs has pledged **no gross receipts taxes to**

**DEBT** puts the City in a solid position to be flexible with recurring revenue and operating components in fiscal year 2023.

As I have mentioned before, and I will say it again, the employees of this City are of the highest quality and are second to none. We should all take great pride in the fact that our employees are the most productive and most efficient of any City. If not for the dedication to public service and teamwork that this City's employees embrace, we could not offer the professional and responsive services that we do.

A special thanks to all staff involved in creating a financial plan for this proposed fiscal year, particularly as it relates to difficult choices, creativity, and difficult decisions that had to be made throughout the process. I am confident we have developed a conservative, reasonable, and responsible spending plan for the 2022-23 fiscal year. To all of the above, my sincerest appreciation is extended.

Respectfully submitted,

*Manny Gomez*

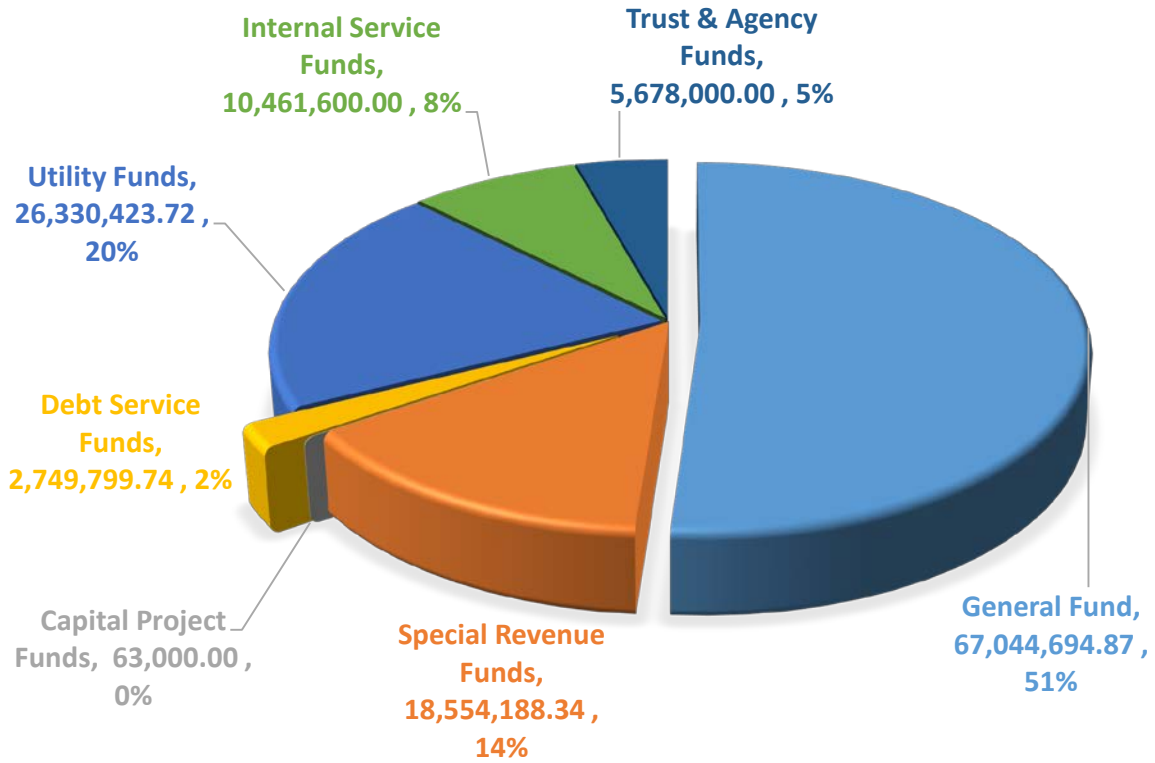
City Manager



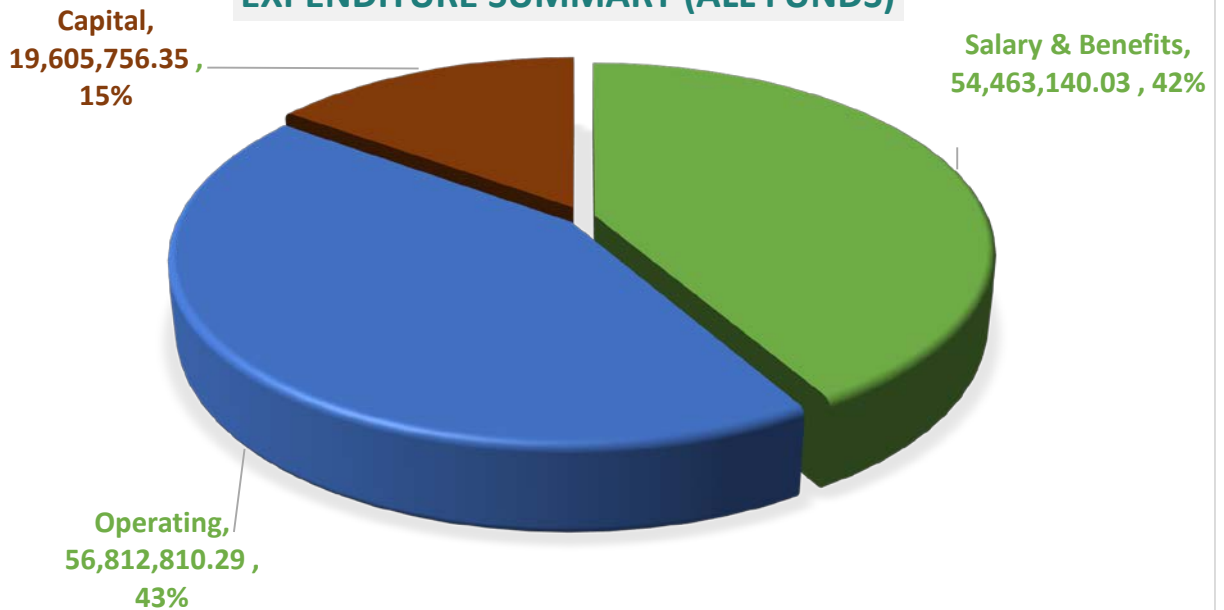


*FY 2023 Fund Summaries  
All Funds*

### FY23 PRELIMINARY BUDGET EXPENDITURE SUMMARY (ALL FUNDS)



### FY23 PRELIMINARY BUDGET EXPENDITURE SUMMARY (ALL FUNDS)



**City of Hobbs Preliminary Budget  
FY23 Fund Summary**

	Beginning Cash (FY22 BAR #3)	Total Revenue	Interfund Transfer	Total Expenditures	Ending Cash	
001 GENERAL	44,273,418.63	58,329,115.50	(6,571,431.42)	66,944,694.87	29,086,407.84	43%
002 LAND ACQUISITION	370,005.05	100,000.00		100,000.00	370,005.05	
<b>General Fund Subtotal</b>	<b>44,643,423.68</b>	<b>58,429,115.50</b>	<b>(6,571,431.42)</b>	<b>67,044,694.87</b>	<b>29,456,412.89</b>	
110 LOCAL GOV CORR	511,682.65	145,750.00		470,500.00	186,932.65	
120 POLICE PROTECTION	-	123,000.00		123,000.00	-	
130 P D N (parif, drug, narcotics)	1,918.75	-		-	1,918.75	
150 COPS GRANT	167,820.42	-	-	-	167,820.42	
160 RECREATION (CORE)	341,180.72	1,740,730.00	2,511,783.90	4,592,694.62	1,000.00	
170 OLDER AMERICAN	1,000.00	223,100.00	930,670.05	1,153,770.05	1,000.00	
180 GOLF	1,000.00	957,000.00	2,510,048.80	3,467,048.80	1,000.00	
190 CEMETERY	1,000.00	227,850.00	618,928.67	846,778.67	1,000.00	
200 AIRPORT	283,635.97	174,724.00		20,500.00	437,859.97	
210 Legislative Appropriations	-	-		-	-	
220 Intergovernmental Grants	-	4,835,515.50	-	4,835,515.50	-	
230 LODGERS' TAX	414,582.04	902,000.00		902,000.00	414,582.04	
240 LG Abatement Fund	-	489,000.00		489,000.00	-	
270 PUBLIC TRANSPORTATION	107,319.84	1,134,000.00	-	1,032,480.70	208,839.14	
280 FIRE PROTECTION	758,761.97	500,500.00		600,900.00	658,361.97	
290 EMER MEDICAL SERV	-	20,000.00		20,000.00	-	
<b>Special Revenue Subtotals</b>	<b>2,589,902.36</b>	<b>11,473,169.50</b>	<b>6,571,431.42</b>	<b>18,554,188.34</b>	<b>2,080,314.94</b>	
370 COMM DEVE CONST	1,000.00	-		-	1,000.00	
460 BEAUTIFICATION IMPROVEMENT	538,849.89	-	-	-	538,849.89	
480 STREET IMPROVEMENTS	3,001,140.40	852,000.00	-	-	3,853,140.40	
490 CITY COMM. IMPROVEMENTS	2,844,984.21	2,100,000.00	-	63,000.00	4,881,984.21	
<b>Capital Project Subtotals</b>	<b>6,385,974.50</b>	<b>2,952,000.00</b>	<b>-</b>	<b>63,000.00</b>	<b>9,274,974.50</b>	
510 UTILITY BOND	-	-	307,004.14	307,004.14	-	
530 WASTEWATER BOND	2,302,553.28	-	2,130,085.28	2,442,795.60	1,989,842.96	
<b>Debt Service Subtotals</b>	<b>2,302,553.28</b>	<b>-</b>	<b>2,437,089.42</b>	<b>2,749,799.74</b>	<b>1,989,842.96</b>	
100 SOLID WASTE	2,306,706.80	7,750,000.00		7,900,000.00	2,156,706.80	
440 JOINT UTILITY EXTENSIONS CAPITAL PROJECT	1,000.00	-		-	1,000.00	
600 JOINT UTILITY	1,000.52	-	6,604,115.47	6,604,115.99	1,000.00	
610 JOINT UTILITY CONST	1,000.00	-	775,000.00	775,000.00	1,000.00	
620 WASTE WATER PLANT CONST	1,000.00	-	5,223,317.00	5,223,317.00	1,000.00	
630 JOINT UTILTIY - WASTEWATER	1,000.00	-	5,196,490.73	5,196,490.73	1,000.00	
650 JOINT UTILTIY INCOME - WASTEWATER	2,930,921.32	8,116,300.00	(11,014,721.32)	31,500.00	1,000.00	
660 JOINT UTILITY INCOME	3,964,222.45	8,569,000.00	(9,221,291.30)	-	3,311,931.15	
680 METER DEPOSIT RES	1,146,891.55	375,000.00		375,000.00	1,146,891.55	
690 INTERNAL SUPPLY	65,139.47	225,000.00		225,000.00	65,139.47	
<b>Utility Subtotals</b>	<b>10,418,882.11</b>	<b>25,035,300.00</b>	<b>(2,437,089.42)</b>	<b>26,330,423.72</b>	<b>6,686,668.97</b>	
640 MEDICAL INSURANCE	4,694,841.53	7,830,000.00	(250,000.00)	7,814,200.00	4,460,641.53	
670 WORKERS COMP TRUST	1,000,237.21	725,000.00		725,000.00	1,000,237.21	
740 INSURANCE - RISK	5,135,090.75	1,400,000.00		1,922,400.00	4,612,690.75	
<b>Internal Service Subtotal</b>	<b>10,830,169.49</b>	<b>9,955,000.00</b>	<b>(250,000.00)</b>	<b>10,461,600.00</b>	<b>10,073,569.49</b>	
700 MOTOR VEHICLE	29,528.42	4,000,000.00		4,000,000.00	29,528.42	
710 MUNI JUDGE BOND FUND	106,707.34	-		-	106,707.34	
720 RETIREE HEALTH INSURANCE TRUST FUND	9,000,000.00	1,370,000.00	250,000.00	1,620,000.00	9,000,000.00	
730 CRIME LAB FUND	75,784.55	52,000.00		52,000.00	75,784.55	
750 FORECLOSURE TRUST FUND	71.88	-		-	71.88	
760 RECREATION TRUST	-	-		-	-	
770 LIBRARY TRUST	5,984.15	1,500.00		1,500.00	5,984.15	
780 SENIOR CITIZEN TRUST	3,319.94	3,000.00		3,000.00	3,319.94	
790 PRAIRIE HAVEN MEM	5,883.22	-		-	5,883.22	
800 COMMUNITY PARK TRUST	1,560.28	-		-	1,560.28	
820 EVIDENCE TRUST FUND	267,627.64	5,000.00		-	272,627.64	
830 HOBBS BEAUTIFUL	18,060.33	-		-	18,060.33	
860 CITY AGENCY TRUST	1,621.56	1,500.00		1,500.00	1,621.56	
<b>Trust &amp; Agency Subtotals</b>	<b>9,516,149.31</b>	<b>5,433,000.00</b>	<b>250,000.00</b>	<b>5,678,000.00</b>	<b>9,521,149.31</b>	
<b>Grand Total All Funds</b>	<b>86,687,054.73</b>	<b>113,277,585.00</b>	<b>-</b>	<b>130,881,706.67</b>	<b>69,082,933.06</b>	

**City of Hobbs Preliminary Budget  
FY 23 Revenue Summary (All Funds)**

Fund	Revenue Source	Preliminary Budget			% Change FY22 to 23	Actual Revenues	
		FY21	FY22	FY23		FY21	FY22*
1	GROSS RECEIPTS TAXES	38,195,840	42,153,887	<b>43,237,200</b>	3%	44,546,227	36,106,677
1	PROPERTY TAXES	3,032,189	3,032,189	<b>3,514,000</b>	16%	3,461,544	2,594,660
1	FRANCHISE FEES	945,000	946,000	<b>1,550,000</b>	64%	951,859	759,077
1	MOTOR VEHICLE FEES	422,500	428,500	<b>340,000</b>	-21%	349,255	215,403
1	CHARGES FOR SERVICES	2,788,000	2,557,300	<b>2,518,800</b>	-2%	2,559,676	1,379,848
1	FINES	514,300	550,600	<b>405,100</b>	-26%	561,735	258,746
1	GRANTS	92,480	37,253	-	-100%	919,157	33,516
1	OTHER	2,112,000	1,892,500	<b>6,764,016</b>	257%	3,235,984	796,671
1	TRANSFERS	(6,819,387)	(263,468)	<b>(6,571,431)</b>	2394%	(5,503,518)	(4,509,859)
	<b>TOTAL GENERAL FUND</b>	<b>41,282,921</b>	<b>51,334,761</b>	<b>51,757,684</b>	1%	<b>51,081,918</b>	<b>37,634,739</b>
002	LAND ACQUISITION	100,000	100,000	<b>100,000</b>	0%	183,577	13,040
	<b>TOTAL GENERAL FUND REVENUE</b>	<b>41,382,921</b>	<b>51,434,761</b>	<b>51,857,684</b>	1%	<b>51,265,496</b>	<b>37,647,779</b>
110	LOCAL GOV'T CORRECTIONS	210,600	225,750	<b>145,750</b>	-35%	242,256	115,359
120	POLICE PROTECTION FUND	81,000	79,800	<b>123,000</b>	54%	80,400	79,200
130	PDN	-	-	-	0%	-	-
140	SAFER GRANT	-	-	-	0%	-	-
150	COPS GRANT	-	306,014	-	-100%	338,658	133,006
160	RECREATION (CORE)	4,555,293	4,960,748	<b>4,252,514</b>	-14%	2,791,128	2,950,725
170	OLDER AMERICANS FUND	1,095,150	750,161	<b>1,153,770</b>	54%	938,356	742,646
180	GOLF FUND	3,395,744	4,635,488	<b>3,467,049</b>	-25%	2,892,416	2,152,426
190	CEMETERY FUND	600,561	596,427	<b>846,779</b>	42%	589,666	413,180
200	AIRPORT FUND	37,800	35,300	<b>174,724</b>	395%	86,118	143,196
210	LEGISLATIVE APPROPRIATIONS	2,300,000	1,328,000	-	-100%	-	1,887,607
220	INTERGOVERNMENTAL GRANTS	-	-	<b>4,835,516</b>	0%	1,587,094	4,835,516
230	LODGERS' TAX	827,100	602,000	<b>902,000</b>	50%	34,400	158,990
240		-	-	<b>489,000</b>		-	-
270	PUBLIC TRANSPORTATION	723,000	1,152,500	<b>1,134,000</b>	-2%	944,370	557,234
280	FIRE PROTECTION FUND	505,200	500,825	<b>500,500</b>	0%	583,650	587,418
290	EMS	20,000	20,000	<b>20,000</b>	0%	20,000	31,225
	<b>TOTAL SPECIAL REVENUES</b>	<b>14,351,447</b>	<b>15,193,013</b>	<b>18,044,601</b>	19%	<b>11,128,513</b>	<b>14,787,727</b>
370	COMMUNITY DEVELOPMENT	-	-	-	0%	-	-
460	BEAUTIFICATION IMPROVEMENTS	-	(1,000,000)	-	-100%	-	-
480	STREET IMPROVEMENTS	700,000	754,000	<b>852,000</b>	13%	972,855	676,427
490	CITY COMMISSION IMPROVEMENTS	2,367,000	(888,762)	<b>2,100,000</b>	-336%	2,087,824	902,884
	<b>TOTAL CAPITAL PROJECTS REVENUE</b>	<b>3,067,000</b>	<b>(1,134,762)</b>	<b>2,952,000</b>	-360%	<b>3,060,679</b>	<b>1,579,311</b>
510	UTILITY BOND	307,005	307,005	<b>307,004</b>	0%	329,794	126,819
530	WASTEWATER BONDS	2,442,797	2,272,248	<b>2,130,085</b>	-6%	2,442,797	2,271,164
	<b>TOTAL DEBT SERVICE REVENUE</b>	<b>2,749,802</b>	<b>2,579,253</b>	<b>2,437,089</b>	0%	<b>2,772,590</b>	<b>2,397,983</b>
100	SOLID WASTE	6,950,000	7,440,000	<b>7,750,000</b>	4%	7,386,333	6,240,410
440	JOINT UTILITY EXTENSION	-	-	-	0%	146,198	1,778,209
600	JOINT UTILITY	5,692,896	6,184,818	<b>6,604,115</b>	7%	5,036,059	4,215,591
610	JOINT UTILITY CONSTRUCTION	1,266,000	2,291,170	<b>775,000</b>	-66%	1,783,921	752,121
620	WASTEWATER PLANT CONSTRUCTION	416,064	4,186,000	<b>5,223,317</b>	25%	59,178	12,324
630	JOINT UTILITY - WASTEWATER	966,742	4,154,318	<b>5,196,491</b>	25%	3,523,414	2,724,344
650	JOINT UTILITY INCOME - WASTEWATER	4,685,398	(2,420,947)	<b>(2,898,421)</b>	20%	1,594,218	1,733,069
660	JOINT UTILITY INCOME	999,299	(57,494)	<b>(652,291)</b>	1035%	1,250,128	1,228,135
680	METER DEPOSITS RESERVE	450,000	375,000	<b>375,000</b>	0%	401,182	285,014
690	INTERNAL SUPPLY	225,000	225,000	<b>225,000</b>	0%	240,917	153,348
	<b>TOTAL UTILITY REVENUE</b>	<b>21,651,398</b>	<b>22,377,866</b>	<b>22,598,211</b>	1%	<b>21,421,549</b>	<b>19,122,565</b>

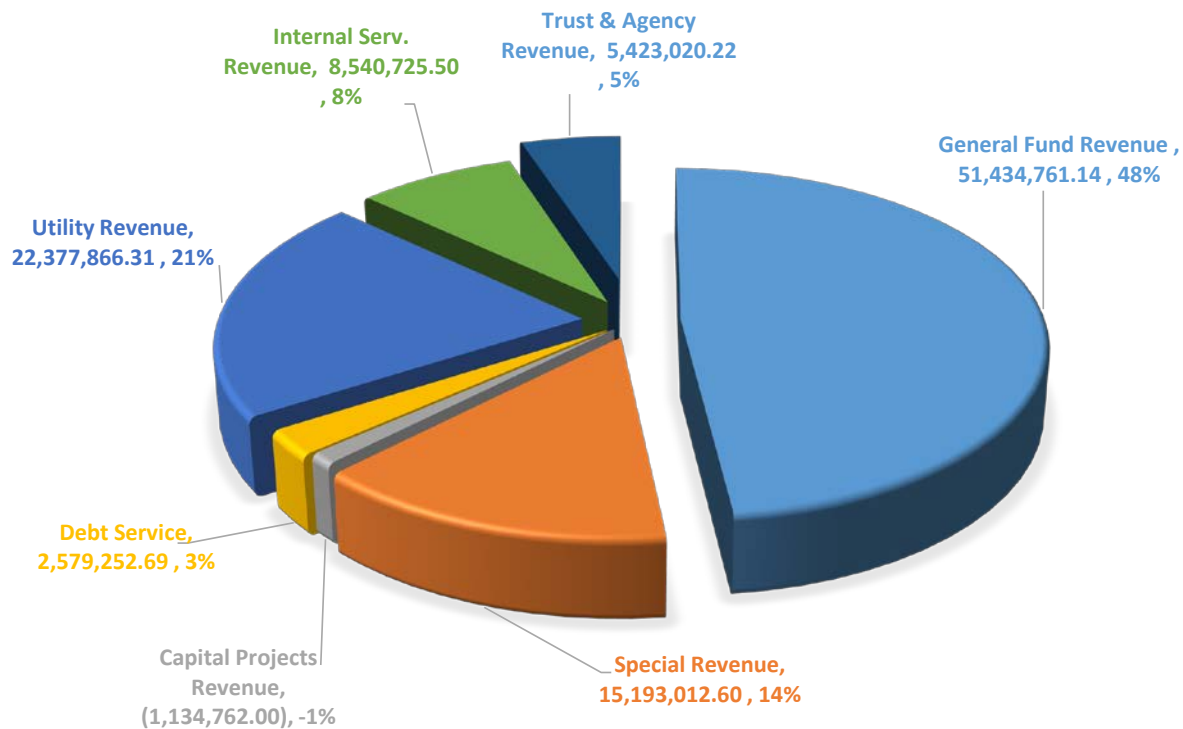


**City of Hobbs Preliminary Budget  
FY 23 Revenue Summary (All Funds)**

Fund	Revenue Source	Preliminary Budget			% Change FY22 to 23	Actual Revenues	
		FY21	FY22	FY23		FY21	FY22*
640	MEDICAL INSURANCE	7,584,055	6,557,192	<b>7,580,000</b>	16%	7,180,257	5,837,486
670	WORKERS COMP TRUST	711,630	605,864	<b>725,000</b>	20%	616,626	487,799
740	INSURANCE - RISK	2,060,789	1,377,669	<b>1,400,000</b>	2%	2,310,172	4,155,489
<b>Total Internal Serv. Revenue</b>		<b>10,356,474</b>	<b>8,540,726</b>	<b>9,705,000</b>	<b>14%</b>	<b>10,107,055</b>	<b>10,480,773</b>
700	MOTOR VEHICLE FUND	6,000,000	4,000,000	<b>4,000,000</b>	0%	4,506,806	3,622,254
720	RETIREE HEALTH INSURANCE FUND	1,032,356	1,288,970	<b>1,620,000</b>	26%	1,578,970	835,642
730	CRIME LAB FUND	88,500	87,500	<b>52,000</b>	-41%	84,068	39,882
760	RECREATION TRUST	-	-	-	0%	-	-
770	LIBRARY TRUST	1,500	1,500	<b>1,500</b>	0%	932	744
780	SENIOR CITIZEN TRUST	3,000	3,000	<b>3,000</b>	0%	-	1,120
790	PRARIE HAVEN MEMORIAL	55	50	-	-100%	6	2
800	COMMUNITY PARK TRUST	18	-	-	0%	2	1
820	EVIDENCE TRUST FUND	5,000	5,000	<b>5,000</b>	0%	41,741	(58,433)
830	HOBBS BEAUTIFUL	-	36,000	-	-100%	2,520	2,506
860	CITY AGENCY TRUST	1,000	1,000	<b>1,500</b>	50%	431	1,324
<b>TOTAL TRUST &amp; AGENCY REVENUE</b>		<b>7,131,429</b>	<b>5,423,020</b>	<b>5,683,000</b>	<b>5%</b>	<b>6,215,476</b>	<b>4,445,041</b>
<b>Grand Total All Funds</b>		<b>100,690,472</b>	<b>104,413,876</b>	<b>113,277,585</b>	<b>8%</b>	<b>105,971,357</b>	<b>90,461,178</b>

\*FY 22 actual includes 9.5 months of activity

### FY23 REVENUE SUMMARY



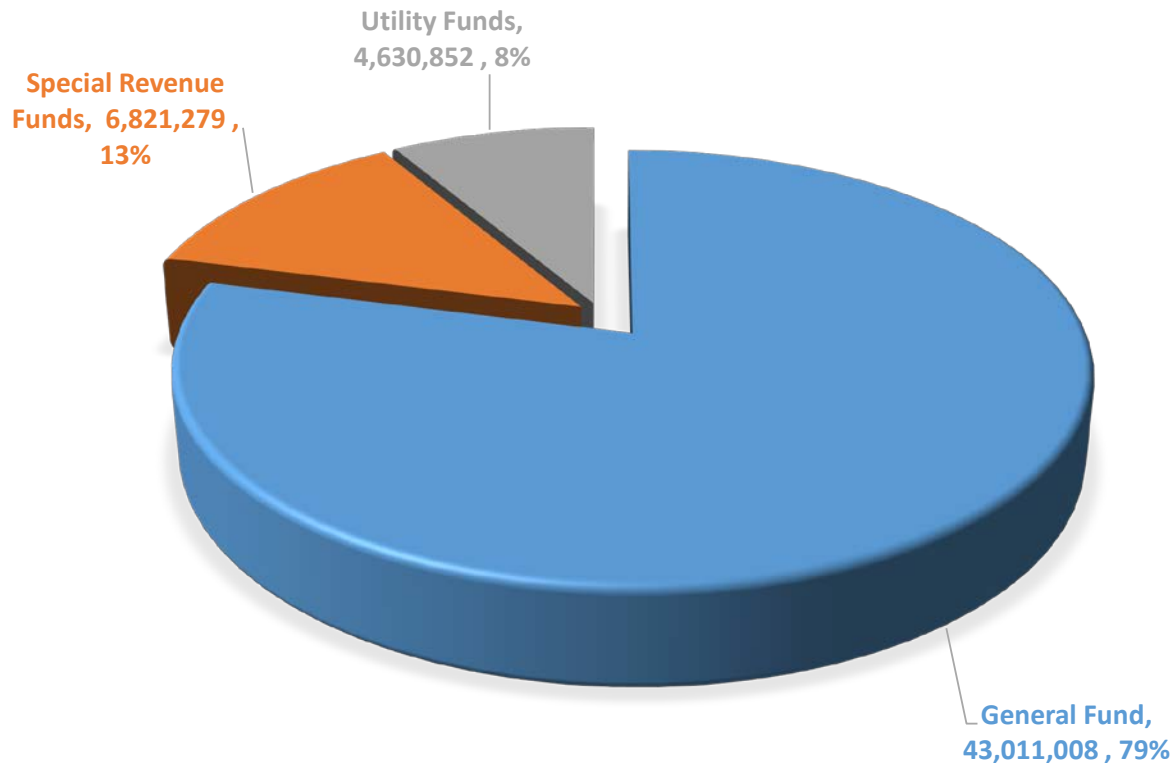
**City of Hobbs Preliminary Budget  
FY 23 Payroll/Benefits Summary (All Funds)**

Department	Preliminary Budget			% Change	Actual Expenditures		
	FY21	FY22	FY23	FY22 to 23	FY21	FY22*	
<b>GENERAL FUND PAYROLL &amp; BENEFITS</b>							
010100	CITY COMMISSION	166,597	168,584	<b>177,146</b>	5%	155,088	130,106
010110	CITY MANAGER'S OFFICE	481,867	701,140	<b>502,636</b>	-28%	345,054	501,511
010125	PLANNING	217,835	237,444	<b>252,266</b>	6%	265,026	223,825
010130	CLERK'S OFFICE	476,424	521,615	<b>528,437</b>	1%	473,685	391,813
010131	ELECTIONS	-	13,272	-	-100%	-	10,312
010140	FINANCE/PURCHASING	817,766	864,149	<b>921,311</b>	7%	790,451	682,118
010145	INFORMATION TECHNOLOG	739,605	800,554	<b>869,003</b>	9%	773,040	684,978
010150	LEGAL	525,305	627,568	<b>697,892</b>	11%	545,362	506,163
010160	MUNICIPAL COURT	383,665	393,179	<b>446,115</b>	13%	366,000	327,821
010161	MUNICIPAL COURT JUDGE	95,714	97,760	<b>97,648</b>	0%	94,934	80,474
010170	HUMAN RESOURCES	512,333	635,150	<b>824,810</b>	30%	560,980	591,082
010190	MOTOR VEHICLE	546,715	585,665	<b>552,626</b>	-6%	501,264	440,779
010201	POLICE ADMINISTRATION	462,927	495,353	<b>458,551</b>	-7%	396,462	380,317
010202	POLICE PATROL	7,290,438	8,099,851	<b>7,840,921</b>	-3%	7,520,127	5,894,451
010203	POLICE CRIMINAL INVESTIG/	3,219,396	2,897,290	<b>2,726,402</b>	-6%	2,470,712	1,774,229
010204	POLICE SUPPORT	1,286,021	2,455,819	<b>2,716,559</b>	11%	1,474,039	1,608,184
010206	POLICE DETENTION	2,451,358	1,451,724	<b>1,395,297</b>	-4%	1,144,984	959,387
010207	EAGEL IC	147,341	828,494	<b>679,015</b>	-18%	442,297	405,091
010208	PD COMM SVC - HAAC	-	1,176,061	<b>609,776</b>	-48%	391,031	922,533
010209	PD COMM SVC - Code	-	-	<b>870,172</b>	0%	-	-
010220	FIRE/AMBULANCE	9,142,467	9,779,517	<b>9,845,558</b>	1%	8,879,621	7,555,593
010310	LIBRARY	896,959	885,441	<b>882,602</b>	0%	792,565	619,371
010320	PARKS	1,665,779	1,784,747	<b>1,802,961</b>	1%	1,586,926	1,310,899
010321	SPORTS FIELDS	359,567	384,466	<b>324,970</b>	-15%	263,652	214,057
010326	HARRY MCADAMS	205,179	191,845	<b>183,348</b>	-4%	171,519	151,467
010330	RECREATION	1,015,000	957,233	<b>1,117,028</b>	17%	637,932	488,425
010332	TEEN CENTER	232,228	256,588	<b>263,133</b>	3%	217,233	231,278
010335	POOLS	603,836	590,629	<b>677,287</b>	15%	158,894	215,489
010340	ENVIRONMENTAL SVCS	630,002	-	-	0%	378,131	-
010343	ANIMAL ADOPTION	446,120	-	-	0%	238,330	-
010410	ENGINEERING	561,876	581,863	<b>631,954</b>	9%	378,357	318,638
010412	TRAFFIC	276,715	262,419	<b>345,520</b>	32%	258,905	232,577
010413	WAREHOUSE	167,518	180,077	<b>182,272</b>	1%	167,940	151,021
010415	MAPPING	201,075	219,038	<b>189,483</b>	-13%	153,390	139,383
010420	GENERAL SERV/GARAGE	725,566	759,888	<b>731,914</b>	-4%	681,144	521,761
010421	BUILDING MAINTENANCE	526,933	568,898	<b>563,827</b>	-1%	559,437	449,266
010422	CODE ENFORCEMENT	352,243	386,342	<b>498,659</b>	29%	291,549	356,362
010423	STREETS/HIGHWAYS	1,580,866	1,621,320	<b>1,603,908</b>	-1%	1,522,212	1,210,389
<b>TOTAL GENERAL FUND</b>		<b>39,411,238</b>	<b>42,460,984</b>	<b>43,011,008</b>	<b>1.30%</b>	<b>36,048,272</b>	<b>30,681,149</b>
<b>SPECIAL REVENUE PAYROLL &amp; BENEFITS</b>							
154015	2015 COPS GRANT	-	-	-	0%	27,341	-
154115	2016 COPS GRANT	367,168	417,656	-	-100%	311,318	105,397
164016	RECREATION (CORE)	3,096,518	3,219,385	<b>3,140,019</b>	-2%	2,357,526	2,084,218
174017	OLDER AMERICANS	577,168	621,592	<b>614,799</b>	-1%	570,126	458,224
184315	GOLF MAINTENANCE	1,416,504	1,502,250	<b>1,583,142</b>	5%	1,318,432	1,106,319
184316	GOLF CLUB HOUSE	281,754	366,882	<b>369,167</b>	1%	234,309	214,123
194019	CEMETERY FUND	286,311	290,327	<b>332,329</b>	14%	231,038	250,314
274027	PUBLIC TRANSPORTATION	696,801	769,543	<b>781,825</b>	2%	652,610	520,012
<b>TOTAL SPECIAL REVENUE</b>		<b>6,722,224</b>	<b>7,187,635</b>	<b>6,821,279</b>	<b>-5.10%</b>	<b>5,702,700</b>	<b>4,738,606</b>

**City of Hobbs Preliminary Budget  
FY 23 Payroll/Benefits Summary (All Funds)**

Department	Preliminary Budget			% Change FY22 to 23	Actual Expenditures		
	FY21	FY22	FY23		FY21	FY22*	
<b>UTILITY PAYROLL &amp; BENEFITS</b>							
604600 ADMINISTRATIVE	260,676	278,583	<b>295,373</b>	6%	259,024	230,224	
604610 WATER DISTRIBUTION	1,546,318	1,609,343	<b>1,624,095</b>	1%	1,399,989	1,141,786	
604620 PRODUCTIONS	329,711	352,327	<b>321,593</b>	-9%	327,334	273,910	
604630 WATER OFFICE	463,781	516,501	<b>552,958</b>	7%	477,007	419,774	
604640 METERS & SERVICES	296,068	285,656	<b>328,982</b>	15%	230,860	247,629	
604650 LABORATORY	214,579	235,521	<b>242,241</b>	3%	220,949	162,297	
604685 SCADA/COMPUTER OPERAT	301,965	261,613	<b>212,619</b>	-19%	165,412	177,548	
634370 WATERWATER (WWTP)	900,639	997,738	<b>1,052,991</b>	6%	788,353	686,472	
<b>TOTAL UTILITY</b>	<b>4,313,737</b>	<b>4,537,283</b>	<b>4,630,852</b>	<b>2.06%</b>	<b>3,868,928</b>	<b>3,339,640</b>	
<b>GRAND TOTAL ALL FUNDS</b>	<b>50,447,199</b>	<b>54,185,901</b>	<b>54,463,140</b>	<b>0.51%</b>	<b>45,619,900</b>	<b>38,759,395</b>	

**FY23 PAYROLL & BENEFIT SUMMARY**



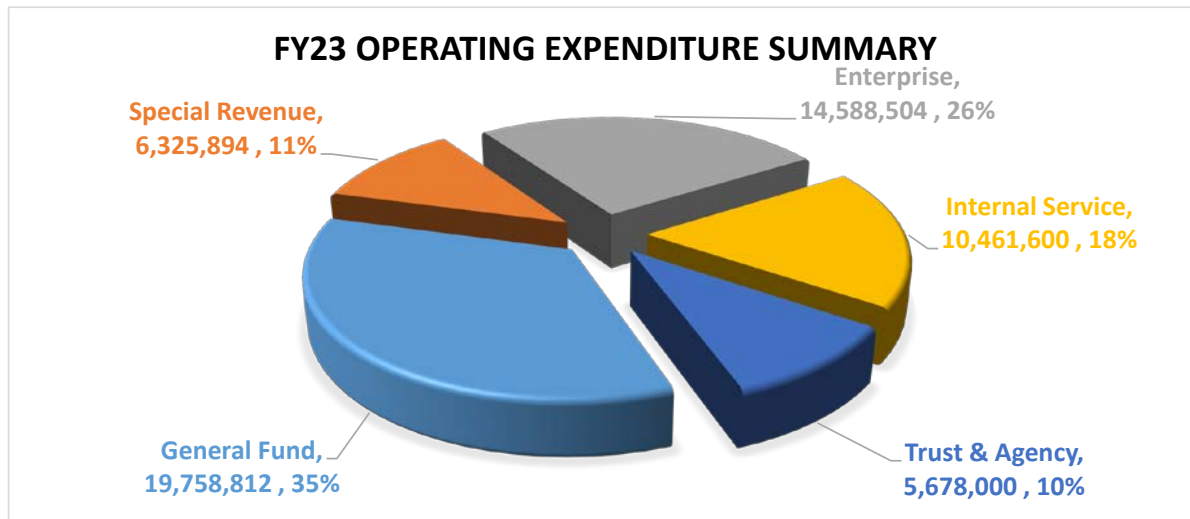
\* FY 22 actual includes 9.5 months of activity

**City of Hobbs Preliminary Budget  
FY 23 Operating Expenditure Summary (All Funds)**

Department	Preliminary Budget			% Change FY22 to 23	Actual Expenditures		
	FY21	FY22	FY23		FY21	FY22*	
010100	CITY COMMISSION	2,504,489	2,487,662	<b>2,776,197</b>	12%	1,649,385	2,957,235
010110	CITY MANAGERS OFFICE	46,514	48,850	<b>52,350</b>	7%	1,989	15,509
010125	PLANNING	26,159	26,359	<b>31,559</b>	20%	16,283	19,706
010130	CLERK'S OFFICE	152,265	166,802	<b>178,732</b>	7%	112,263	106,939
010131	CLERK'S OFFICE ELECTIONS	-	29,000	-	-100%	-	24,868
010140	FINANCE/PURCHASING	440,191	317,736	<b>326,415</b>	3%	374,264	124,062
010145	INFORMATION TECHNOLOGY	873,900	838,300	<b>833,350</b>	-1%	839,537	585,868
010150	LEGAL	122,750	117,650	<b>77,650</b>	-34%	29,983	28,752
010160	MUNICIPAL COURT	212,720	237,147	<b>235,005</b>	-1%	175,224	126,026
010170	HUMAN RESOURCES	446,795	514,843	<b>463,327</b>	-10%	358,633	268,611
010181	INSURANCE	1,323,742	1,122,189	<b>1,129,500</b>	1%	1,226,740	1,200,829
010190	MOTOR VEHICLE	39,994	48,820	<b>65,220</b>	34%	73,503	28,292
010201	POLICE ADMINISTRATION	548,100	572,726	<b>475,225</b>	-17%	375,364	355,561
010202	POLICE PATROL	1,075,231	896,943	<b>1,098,858</b>	23%	741,285	760,841
010203	POLICE CRIMINAL INVESTIGATION	149,500	103,500	<b>114,500</b>	11%	46,013	52,544
010204	POLICE SUPPORT	422,805	532,512	<b>443,000</b>	-17%	203,793	348,194
010205	POLICE COMMUNICATIONS	2,048,026	2,055,000	<b>2,361,133</b>	15%	1,727,148	1,951,606
010206	POLICE DETENTION-JAIL	18,000	17,000	<b>13,500</b>	-21%	8,286	3,719
010207	POLICE SURVEILLANCE - EAGLE	585,559	347,500	<b>347,500</b>	0%	585,159	149,343
010208	PD COMM SVC - HAAC	-	652,445	<b>459,265</b>	-30%	260,794	466,949
010209	PD COMM SVC - Code	-	-	<b>167,000</b>	0%	-	-
010220	FIRE/AMBULANCE	1,208,410	1,232,395	<b>1,279,642</b>	4%	982,826	804,115
010221	STREET LGT	5,500	5,500	<b>6,800</b>	24%	5,056	4,520
010310	LIBRARY	260,706	267,964	<b>261,231</b>	-3%	240,263	211,573
010320	PARKS	1,033,800	1,246,750	<b>1,164,750</b>	-7%	1,012,032	735,648
010321	SPORTS FIELDS	332,100	417,200	<b>426,525</b>	2%	293,791	234,553
010326	HARRY MCADAMS	216,700	315,600	<b>256,194</b>	-19%	264,804	120,104
010330	RECREATION	392,325	379,275	<b>344,975</b>	-9%	193,000	196,130
010332	TEEN RECREATION	129,169	130,135	<b>92,374</b>	-29%	80,115	69,317
010335	POOLS	349,600	294,700	<b>287,650</b>	-2%	109,109	201,848
010340	ENVIRONMENTAL SERVICES	213,900	-	-	0%	52,951	0
010342	PUBLIC INFORMATION	115,507	226,250	<b>138,550</b>	-39%	85,327	111,810
010343	ANIMAL ADOPTION	187,745	-	-	0%	147,940	-
010410	ENGINEERING	103,984	78,934	<b>73,002</b>	-8%	44,553	13,948
010411	STREET LIGHTING	590,000	590,000	<b>600,000</b>	2%	508,730	458,686
010412	TRAFFIC	266,823	284,183	<b>305,598</b>	8%	251,164	192,766
010413	WAREHOUSE	36,864	42,600	<b>44,859</b>	5%	30,572	20,018
010415	MAPPING	67,986	80,739	<b>95,586</b>	18%	38,538	42,493
010420	GENERAL SVCS-GARAGE	1,296,900	1,351,500	<b>1,846,300</b>	37%	1,031,092	997,149
010421	BUILDING MAINTENANCE	548,650	641,350	<b>596,300</b>	-7%	434,099	397,949
010422	CODE ENFORCEMENT	9,850	12,525	<b>30,490</b>	143%	9,527	36,897
010423	STREETS/HIGHWAYS	211,000	182,000	<b>151,500</b>	-17%	139,000	91,755
010425	CRIME LAB	4,500	7,666	<b>7,200</b>	-6%	6,468	5,227
024002	LAND ACQUISITION	100,000	100,000	<b>100,000</b>	0%	162,719	-
<b>Total General Fund Operating Exp.</b>		<b>18,718,761</b>	<b>19,020,251</b>	<b>19,758,812</b>	<b>4%</b>	<b>14,929,325</b>	<b>14,521,960</b>
114011	LOCAL GOV'T CORRECTIONS FUND	114,500	546,500	<b>470,500</b>	-14%	65,058	32,243
124012	POLICE PROTECTION FUND	81,000	78,000	<b>123,000</b>	58%	105,212	83,390
164016	RECREATION (CORE)	1,463,000	1,506,383	<b>1,452,676</b>	-4%	910,233	960,902
174017	OLDER AMERICAN	404,920	121,706	<b>538,971</b>	343%	344,062	281,660
184315	GOLF MAINTENANCE	757,468	821,183	<b>757,330</b>	-8%	681,861	447,826
184316	GOLF CLUBHOUSE	837,025	782,870	<b>647,910</b>	-17%	541,071	452,383
194019	CEMETERY FUND	172,600	200,100	<b>224,450</b>	12%	207,320	140,018
204020	HIAP AIRPORT FUND	57,500	57,500	<b>20,500</b>	-64%	53,336	1,256

**City of Hobbs Preliminary Budget  
FY 23 Operating Expenditure Summary (All Funds)**

Department	Preliminary Budget			% Change FY22 to 23	Actual Expenditures		
	FY21	FY22	FY23		FY21	FY22*	
214021	LEGISLATIVE APPROP FUND	-	-	-	0%	-	20,220
234023	LODGERS' TAX	883,330	602,000	<b>902,000</b>	50%	676,410	306,705
244024	OPIOID SETTLEMENT FUND	-	-	<b>489,000</b>	0%	-	-
274027	PUBLIC TRANSPORTATION FUND	213,450	257,700	<b>250,656</b>	-3%	136,916	95,806
284028	FIRE PROTECTION FUND	323,500	171,300	<b>365,900</b>	114%	175,529	216,977
294029	EMER MEDICAL SERVICE	20,000	20,000	<b>20,000</b>	0%	19,620	12,529
494049	CITY COMMISSION IMPROVEMENT FD	67,000	61,238	<b>63,000</b>	3%	50,467	58,921
<b>Total Special Revenue Operating Exp.</b>		<b>5,395,293</b>	<b>5,226,480</b>	<b>6,325,894</b>	<b>21%</b>	<b>3,967,097</b>	<b>3,110,835</b>
104010	SOLID WASTE	6,950,000	7,468,000	<b>7,900,000</b>	6%	7,186,218	6,293,123
60xxxx	JOINT UTILITY	3,036,027	2,962,056	<b>2,770,504</b>	-6%	1,902,267	1,771,359
614061	JOINT UTILITY CONST.	50,000	50,000	<b>50,000</b>	0%	45,856	9,217
624062	WASTE WATER PLANT CONST.	50,000	75,000	<b>50,000</b>	-33%	29,668	34,563
63xxxx	JOINT UTILITY - WASTEWATER	2,898,550	2,637,580	<b>3,186,500</b>	21%	2,371,058	1,889,974
654065	JOINT UTILITY - WATER	34,000	30,619	<b>31,500</b>	3%	25,232	29,460
684068	METER DEPOSITS	450,000	375,000	<b>375,000</b>	0%	372,334	239,305
694069	INTERNAL SUPPLY	225,000	225,000	<b>225,000</b>	0%	219,745	179,841
<b>Total Enterprise Operating Exp.</b>		<b>13,693,577</b>	<b>13,823,255</b>	<b>14,588,504</b>	<b>6%</b>	<b>12,152,378</b>	<b>10,446,842</b>
644064	MEDICAL INSURANCE	7,584,055	6,527,192	<b>7,814,200</b>	20%	6,308,907	6,375,641
674067	WORKERS COMP TRUST	711,630	605,864	<b>725,000</b>	20%	608,417	489,444
744074	RISK INSURANCE FUND	1,585,789	1,377,669	<b>1,922,400</b>	40%	1,290,345	1,791,705
<b>Total Internal Service Funds Operating Exp.</b>		<b>9,881,474</b>	<b>8,510,726</b>	<b>10,461,600</b>	<b>23%</b>	<b>8,207,669</b>	<b>8,656,789</b>
704070	MOTOR VEHICLE	6,000,000	4,000,000	<b>4,000,000</b>	0%	4,493,459	3,650,545
724072	RETIREE HEALTH INSURANCE	1,032,356	1,288,970	<b>1,620,000</b>	26%	1,524,382	1,466,516
734073	CRIME LAB FUND	88,500	87,500	<b>52,000</b>	-41%	82,001	43,036
764076	RECREATION TRUST	-	-	-	0%	-	-
774077	LIBRARY TRUST	1,500	1,500	<b>1,500</b>	0%	967	74
784078	SENIOR CITIZEN TRUST	3,000	3,000	<b>3,000</b>	0%	-	-
834083	HOBBS BEAUTIFUL	-	48,174	-	-100%	5,431	12,295
864086	CITY AGENCY TRUST	1,000	1,000	<b>1,500</b>	50%	822	1,034
<b>Total Trust &amp; Agency Fund Operating Exp.</b>		<b>7,126,356</b>	<b>5,430,144</b>	<b>5,678,000</b>	<b>5%</b>	<b>6,107,062</b>	<b>5,173,499</b>
<b>Grand Total All Funds</b>		<b>54,815,461</b>	<b>52,010,856</b>	<b>56,812,810</b>	<b>9%</b>	<b>45,363,530</b>	<b>41,909,925</b>



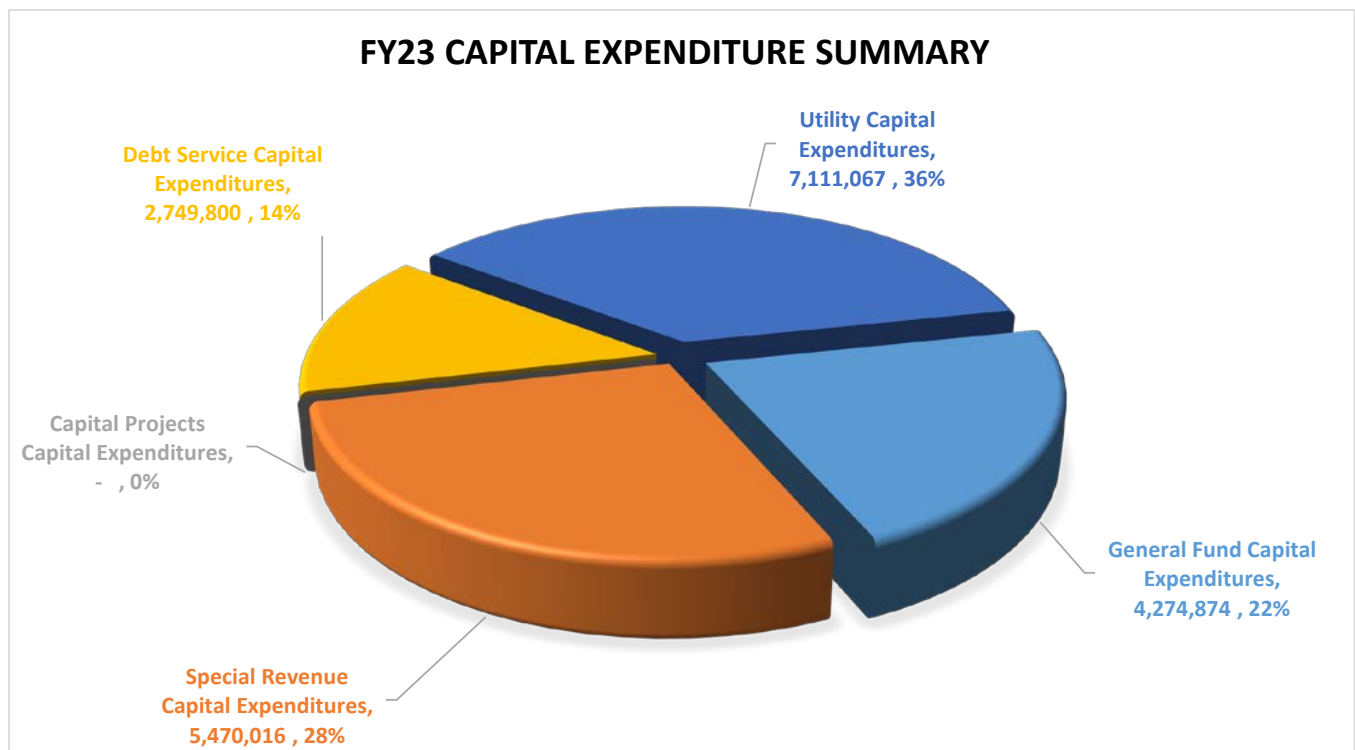
\*FY 22 actual includes 9.5 months of activity

**City of Hobbs Preliminary Budget  
FY23 Capital Expenditure Summary (All Funds)**

Department	Preliminary Budget			% Change	Actual Expenditures		
	FY21	FY22	FY23	FY22 to 23	FY21	FY22*	
<b>General Fund Capital Expenditures</b>							
010100	CITY COMMISSION	-	3,300,000	<b>925,000</b>	-72%	7,948,837	2,251,271
010125	PLANNING	-	-	-	0%	-	-
010130	CLERK'S OFFICE	-	-	-	0%	-	-
010140	FINANCE/PURCHASING	-	-	-	0%	-	-
010145	INFORMATION TECHNOLOGY	118,000	298,200	<b>447,500</b>	50%	183,237	163,903
010160	MUNICIPAL COURT	-	-	-	0%	-	-
010170	HUMAN RESOURCES	-	-	-	0%	-	-
010190	MOTOR VEHICLE	-	-	-	0%	-	-
010201	POLICE ADMINISTRATION	25,000	-	<b>10,000</b>	0%	26,189	52,250
010202	POLICE PATROL	700,000	115,000	-	-100%	402,161	528,200
010203	POLICE CRIMINAL INVESTIGATION	131,330	13,000	<b>5,000</b>	-62%	104,008	12,716
010206	POLICE DETENTION-JAIL	70,000	-	-	0%	-	-
010207	POLICE SURVEILLANCE - EAGLE	15,000	155,000	<b>40,000</b>	-74%	49,668	25,894
010208	POLICE COMMUNITY SERVICE	-	180,000	<b>67,000</b>	-63%	30,000	134,211
010220	FIRE/AMBULANCE	54,500	85,000	<b>120,000</b>	41%	277,418	50,877
010310	LIBRARY	167,480	125,435	<b>151,685</b>	21%	128,637	110,119
010320	PARKS	227,500	565,272	<b>198,500</b>	-65%	284,712	75,586
010321	SPORTS FIELDS	21,100	142,000	<b>163,000</b>	15%	126,560	56,381
010326	HARRY MCADAMS	292,000	64,500	<b>28,000</b>	-57%	20,155	59,499
010330	RECREATION	10,000	12,000	-	-100%	-	-
010332	TEEN RECREATION	-	7,000	-	-100%	-	-
010335	POOLS	-	280,000	-	-100%	79,325	1,892
010340	ENVIRONMENTAL SERVICES	-	-	-	0%	-	-
010343	ANIMAL ADOPTION CENTER	-	-	-	0%	13,980	-
010410	ENGINEERING	10,000	-	-	0%	7,069	-
010412	TRAFFIC	125,000	161,940	<b>72,000</b>	-56%	195,454	145,427
010413	WAREHOUSE	-	30,000	-	-100%	-	27,838
010415	MAPPING	-	-	<b>48,189</b>	0%	-	-
010420	GENERAL SVCS-GARAGE	35,000	55,000	-	-100%	1,010	-
010421	BUILDING MAINTENANCE	-	10,000	<b>740,000</b>	7300%	1,166,089	230,520
010422	CODE ENFORCEMENT	-	-	-	0%	-	-
010423	STREETS/HIGHWAYS	185,000	1,215,000	<b>1,259,000</b>	4%	985,426	1,050,788
<b>Total General Fund</b>		<b>2,186,910</b>	<b>6,814,347</b>	<b>4,274,874</b>	<b>-37%</b>	<b>12,029,936</b>	<b>4,977,372</b>
<b>Special Revenue Capital Expenditures</b>							
114011	LOCAL GOV'T CORRECTIONS FUND	-	-	-	0%	24,433	-
124012	POLICE PROTECTION FUND	-	-	-	0%	-	-
164016	RECREATION (CORE)	15,000	234,979	-	-100%	107,821	149,308
174017	OLDER AMERICANS FUND	112,161	27,476	-	-100%	24,168	71,255
184315	GOLF MTC	91,992	1,313,000	<b>69,500</b>	-95%	116,595	57,327
184316	GOLF CLUBHOUSE	-	31,000	<b>40,000</b>	29%	87	8,620
194019	CEMETERY FUND	140,000	115,000	<b>290,000</b>	152%	164,785	65,531
214021	LEGISLATIVE APPROPRIATION FUND	2,300,000	-	-	0%	-	1,887,607
224022	INTERGOVERNMENTAL GRANT FUND	-	-	<b>4,835,516</b>	0%	1,587,094	-
274027	PUBLIC TRANSPORTATION FUND	150,000	280,000	-	-100%	117,518	-
284028	FIRE PROTECTION FUND	200,000	165,000	<b>235,000</b>	42%	99,932	91,672
294029	EMS GRANT FUND	-	-	-	0%	-	11,225
<b>Total Special Revenue</b>		<b>3,009,154</b>	<b>2,166,456</b>	<b>5,470,016</b>	<b>152%</b>	<b>2,242,433</b>	<b>2,342,545</b>

**City of Hobbs Preliminary Budget  
FY23 Capital Expenditure Summary (All Funds)**

Department	Preliminary Budget			% Change FY22 to 23	Actual Expenditures		
	FY21	FY22	FY23		FY21	FY22*	
<b>Capital Projects Capital Expenditures</b>							
374037	COMMUNITY DEV. CONST. FUND	-	-	-	0%	-	68,439
464046	BEAUTIFICATION IMPROVEMENT FUN	-	-	-	0%	-	-
484048	STREET IMPROVEMENT	-	-	-	0%	394,976	257,728
494049	CITY COMMISSION IMPROVEMENT FD	-	-	-	0%	-	-
<b>Total Special Revenue</b>		-	-	-	<b>0%</b>	<b>394,976</b>	<b>326,167</b>
<b>Debt Service Capital Expenditures</b>							
514051	UTILITY BOND FUND	307,005	307,005	<b>307,004</b>	0%	329,794	126,819
534053	2005 WASTEWATER BOND ISSUE FD	2,442,797	2,272,248	<b>2,442,796</b>	8%	2,442,797	2,271,164
<b>Total Debt Service</b>		<b>2,749,802</b>	<b>2,579,253</b>	<b>2,749,800</b>	<b>7%</b>	<b>2,772,590</b>	<b>2,397,983</b>
<b>Utility Capital Expenditures</b>							
444044	JOINT UTILITY EXTENSIONS CAPIT	-	-	-	0%	146,198	1,855,188
60xxxx	JOINT UTILITY	155,750	35,000	<b>255,750</b>	631%	-	35,978
614061	JOINT UTILITY CONST.	566,000	2,360,000	<b>725,000</b>	-69%	1,738,066	742,905
624062	WASTE WATER PLANT CONST.	580,000	4,361,000	<b>5,173,317</b>	19%	213,576	360,923
63xxxx	JOINT UTILITY - WASTEWATER	405,000	519,000	<b>957,000</b>	84%	262,100	163,617
<b>Total Enterprise</b>		<b>1,706,750</b>	<b>7,275,000</b>	<b>7,111,067</b>	<b>-2%</b>	<b>2,359,940</b>	<b>3,158,610</b>
<b>Grand Total All Funds</b>		<b>9,652,615</b>	<b>18,835,055</b>	<b>19,605,756</b>	<b>4%</b>	<b>19,799,876</b>	<b>13,202,677</b>



\*FY 22 actual includes 9.5 months of activity

**City of Hobbs**  
**Estimated General Fund Cash Balance and Carryovers for 6/30/2022**  
**As of 03/31/22**

<b>General Fund Cash Balance as of 03/31/22</b>	<b>73,745,006.27</b>
Estimated Revenues for April - June 2022	12,000,000.00
Estimated Transfers from GF for April - June 2022	(1,238,608.37)
Estimated Personnel Expenditures for April - June 2022	(9,805,201.54)
Estimated Operating Expenditures for April - June 2022	(4,559,588.71)
<b>Projected ending cash before capital expenditures</b>	<b>70,141,607.65</b>

**Projected Capital Expenditures for April - June 2022 (exceeding \$5,000):**

010100 44901 00292 HMS CTE (VOCATIONAL SCHOOL)	(5,000,000.00)
010100 44901 00170 HOUSING INCENTIVE (SF HOUSING)	(413,195.00)
010100 44901 00281 MEMORIAL FOR VETERANS	(323,967.27)
010100 44901 00169 AFFORDABLE HOUSING	(135,011.00)
010423 44901 00148 PAVING REHABILITATION	(89,576.25)
010412 44901 00260 CITYWIDE NETWORK	(79,526.59)
010321 43011 LAND IMPROVEMENTS	(75,104.41)
010202 43003 VEHICLE REPLACEMENT	(64,287.86)
010206 43004 VEHICLE - NEW	(62,944.16)
010423 44901 00288 DRAINAGE IMPROVEMENTS	(53,824.74)
010421 43013 BUILDING IMPROVEMENTS	(48,720.91)
010421 44901 00285 HVAC REPLACEMENT PROJECT	(45,620.22)
010422 43003 VEHICLE REPLACEMENT	(42,381.00)
010412 43003 VEHICLE REPLACEMENT	(39,480.00)
010420 43003 VEHICLE REPLACEMENT	(39,480.00)
010415 44901 00158 AERIALS DTM AND CONTOURS	(38,988.20)
010421 44901 00242 BUILDING ROOF UPGRADES	(38,238.88)
010321 44901 00186 BASEBALL COMPLEX	(38,084.98)
010208 43003 VEHICLE REPLACEMENT	(36,772.25)
010202 43006 EQUIPMENT OVER 5000	(34,000.00)
010220 43013 BUILDING IMPROVEMENTS	(29,357.42)
010310 46323 BOOKS AND BOOK REPAIR	(20,701.94)
010145 43001 COMPUTER/COMP EQUIPMENT OVER 5	(20,174.75)
010207 43006 EQUIP OVER 5000.00	(19,761.75)
010320 43006 EQUIPMENT OVER 5000	(18,503.03)
010320 43013 BUILDING IMPROVEMENTS	(16,146.21)
010326 43011 LAND IMPROVEMENTS	(14,801.73)
010321 43006 EQUIPMENT OVER 5000	(13,760.21)
010320 43011 LAND IMPROVEMENTS	(12,580.92)
010326 43801 FISH STOCKING	(12,000.00)
010421 44901 00279 SECURITY UPGRADES - CITYWIDE	(11,839.09)
010412 44901 00159 TRAFFIC SIGNAL COMM UPGRADE	(10,579.99)
010220 43006 EQUIPMENT OVER 5000	(7,519.00)
010208 43013 BUILDING IMPROVEMENTS	(5,931.46)
010320 44901 00099 PARK PLAYGROUNDS	(5,707.77)
<b>Projected Capital Expenditures Based on Encumbrances</b>	<b>(6,918,568.99)</b>
<b>Projected Cash Balance at 06/30/22</b>	<b>63,223,038.66</b>

**Projected Carryovers to FY 23 Budget:**

010100 44901 00324 HOSPITAL DEVELOPMENT AGREEMENT	(5,000,000.00)
010100 44901 00169 AFFORDABLE HOUSING	(1,425,000.00)
010423 44901 00148 PAVING REHABILITATION	(1,023,802.71)
010100 44901 00170 HOUSING INCENTIVE (SF HOUSING)	(900,321.00)
010410 44901 00224 CENTRAL/GRIMES/JHB INTER. IMP	(775,000.00)
010410 44901 00160 DRAINAGE MASTER PLAN	(486,853.02)



**City of Hobbs**  
**Estimated General Fund Cash Balance and Carryovers for 6/30/2022**  
**As of 03/31/22**

**Projected Carryovers to FY 23 Budget (cont.):**

010100	44901	00317	SPECIAL PROJECT - DISTRICT 3	(300,000.00)
010100	44901	00320	SPECIAL PROJECT - DISTRICT 6	(300,000.00)
010320	44901	00293	SCOREBOARD PROJECT	(300,000.00)
010100	44901	00316	SPECIAL PROJECT - DISTRICT 2	(272,000.00)
010320	44901	00099	PARK PLAYGROUNDS	(252,969.49)
010100	44901	00318	SPECIAL PROJECT - DISTRICT 4	(250,000.00)
010335	44901	00176	SPLASH PADS	(248,107.68)
010412	44901	00260	CITYWIDE NETWORK	(241,616.57)
010100	44901	00319	SPECIAL PROJECT - DISTRICT 5	(220,243.96)
010100	44901	00291	HOBBS BRANDING PROJECT	(213,108.00)
010207	44901	00247	SECURITY EQUIPMENT PROJECT	(212,088.82)
010100	44901	00054	PUBLIC ARTS INITIATIVE	(188,472.00)
010145	43001		COMPUTER/COMP EQUIPMENT OVER 5	(180,681.42)
010207	44901	00257	HPD INTERNET NETWORK	(165,785.87)
010100	44901	00281	MEMORIAL FOR VETERANS	(141,068.81)
010326	43006		EQUIPMENT OVER 5000	(126,896.39)
010208	43006		EQUIP OVER 5000.00	(102,853.00)
010320	43003		VEHICLE REPLACEMENT	(100,772.00)
010412	44901	00159	TRAFFIC SIGNAL COMM UPGRADE	(92,016.00)
010421	43013		BUILDING IMPROVEMENTS	(77,205.38)
010220	43006		EQUIPMENT OVER 5000	(72,084.00)
010202	43006		EQUIPMENT OVER 5000	(70,800.36)
010320	43013		BUILDING IMPROVEMENTS	(68,505.61)
010423	43003		VEHICLE REPLACEMENT	(66,305.00)
010220	43013		BUILDING IMPROVEMENTS	(65,659.20)
010320	43006		EQUIPMENT OVER 5000	(65,496.97)
010201	44901	00209	EVIDENTIARY VEH STORAGE/PROCES	(55,700.31)
010421	44901	00279	SECURITY UPGRADES - CITYWIDE	(54,182.45)
010320	43011		LAND IMPROVEMENTS	(51,154.56)
010310	46325		BOND ISSUE C FUNDS	(42,289.85)
010421	44901	00242	BUILDING ROOF UPGRADES	(40,142.30)
010125	44901	00290	GATEWAY - WAYFINDING SIGNS	(40,000.00)
010202	43003		VEHICLE REPLACEMENT	(38,399.20)
010415	44901	00158	AERIALS DTM AND CONTOURS	(33,438.20)
010203	43006		EQUIPMENT OVER 5000	(30,143.99)
010335	43006		EQUIPMENT OVER 5000	(30,000.00)
010412	44901	00151	STREET SIGNAGE IMPROVEMENT	(23,952.95)
010330	43006		EQUIPMENT OVER 5000	(22,000.00)
010321	43801		BLEACHER COVERS-COMPLEX 1 & 2	(21,895.00)
010207	44901	00113	EAGLE IC	(20,877.12)
010207	43006		EQUIP OVER 5000.00	(20,238.25)
010208	43013		BUILDING IMPROVEMENTS	(20,208.77)
010201	43006		EQUIPMENT OVER 5000	(18,555.15)
010203	43001		COMPUTER/COMP EQUIPMENT OVER 5	(18,075.00)
010421	44901	00285	HVAC REPLACEMENT PROJECT	(15,645.78)
010410	44901	00079	MAJOR THOUROUGHFARE PLAN IMP	(12,930.88)
010208	43003		VEHICLE REPLACEMENT	(11,385.98)
010420	43006		EQUIPMENT OVER 5000	(10,000.00)
010160	44901	00146	COURT SOFTWARE	(8,509.90)
010206	43004		VEHICLE - NEW	(7,055.84)
010332	43006		EQUIPMENT OVER 5000	(7,000.00)
<b>Total Projected Carryover Expense</b>				<b>(14,659,494.74)</b>
<b>Allocable Funds at 06/30/22</b>				<b>48,563,543.92</b>
<b>Bar #3 General Fund Cash Balance Comparison</b>				<b>44,273,418.63</b>
<b>Estimated Unencumbered Cash Carryover</b>				<b>4,290,125.29</b>



**Estimated Enterprise Fund Cash Balance and Carryovers for 6/30/22**  
**(Funds 60, 61, 62, 63, 65 & 66) as of 03/31/22**

<b>Cash Balance as of 03/31/22</b>	<b>23,089,472.03</b>
Estimate Gross Receipts Tax & Governmental Gross Receipts for Apr - June 2022	255,000.00
Estimated Revenue for Apr - June 2022	4,065,326.87
Estimated Salary Expenditures for April - June 2022	(1,073,234.03)
Estimated Operating Expenditures for April - June 2022	(1,248,150.08)
Estimated Transfer for Loans at June 2022	795,330.73
<b>Projected ending cash before capital expenditures</b>	<b><u>25,883,745.51</u></b>
<b>Estimated Capital Expenditure for April - June 2022</b>	
624062 44901 00286 CENTRIFUGE UNIT #1 REFURBISH	(289,162.80)
624062 44901 00097 SEWER LINE REPLACEMENT	(144,520.37)
614061 44901 00094 WATERLINE REPLACEMENT	(133,388.90)
634370 43015 UTILITY EQUIPMENT	(84,937.55)
604620 43003 VEHICLE REPLACEMENT	(67,218.00)
634380 43015 UTILITY EQUIPMENT	(66,254.15)
614061 44901 00203 WATER PRODUCTION PRV STATION	(65,692.89)
624062 44901 00096 REFURBISH LIFT STATION	(65,351.56)
624062 44901 00205 DIGESTER PROJECT	(65,083.81)
624062 44901 00259 GROUNDWATER REMEDIATION	(60,759.56)
614061 44901 00091 AUTOMATED METER READING SYS	(53,210.00)
614061 44901 00095 NEW WATER WELL	(45,395.31)
634375 43015 UTILITY EQUIPMENT	(33,766.00)
604640 43003 VEHICLE REPLACEMENT	(31,982.37)
614061 44901 00287 BPS & WATERWELL METER RPLCMNT	(15,349.31)
<b>Total Projected Expenditure</b>	<b><u>(1,222,072.58)</u></b>
<b>Projected Cash Balance at 6/30/2022</b>	<b><u>24,661,672.93</u></b>
<b>Projected Carryovers to FY23 Budget:</b>	
624062 44901 00097 SEWER LINE REPLACEMENT	(6,387,902.66)
624062 44901 00321 SCADA System Replacement Proj	(4,000,000.00)
614061 44901 00094 WATERLINE REPLACEMENT	(941,854.03)
614061 44901 00095 NEW WATER WELL	(504,604.69)
624062 44901 00248 MANHOLE REHAB PROJECT	(483,682.00)
614061 44901 00091 AUTOMATED METER READING SYS	(390,825.00)
624062 44901 00286 CENTRIFUGE UNIT #1 REFURBISH	(338,546.50)
634370 43015 UTILITY EQUIPMENT	(309,457.66)
614061 44901 00203 WATER PRODUCTION PRV STATION	(259,307.11)
624062 44901 00259 GROUNDWATER REMEDIATION	(110,805.68)
614061 44901 00287 BPS & WATERWELL METER RPLCMNT	(103,372.04)
614061 43006 EQUIP OVER 5000.00	(102,466.11)
634380 43801 VFD/REBUILD #1 & #2 PUMPS	(97,690.09)
624062 43013 BUILDING IMPROVEMENTS	(91,455.00)
624062 44901 00096 REFURBISH LIFT STATION	(89,087.27)
624062 44901 00037 WWTP PLANT TREATMENT/ EXPANSIO	(68,179.88)
614061 44901 00107 WATER DEVELOPMENT/40 YR PLAN	(62,680.70)
634375 43015 UTILITY EQUIPMENT	(55,562.00)
614061 43005 SECURITY EQUIPMENT	(50,000.00)
604650 43015 UTILITY EQUIPMENT	(35,000.00)
634380 43015 UTILITY EQUIPMENT	(34,428.79)
604620 43003 VEHICLE REPLACEMENT	(12,782.00)
624062 44901 00205 DIGESTER PROJECT	(7,038.92)
604610 43801 12 VOLT PORTABLE PUMPS	(5,750.00)
604640 43003 VEHICLE REPLACEMENT	(2,040.00)
<b>Total Projected Carryover Expense</b>	<b><u>(14,544,518.13)</u></b>
<b>Allocable Funds at 06/30/22</b>	<b>10,117,154.80</b>
<b>BAR #3 Enterprise Cash Balance Comparison</b>	<b>6,899,144.29</b>
<b>Estimated Unencumbered Cash Carryover</b>	<b><u>3,218,010.51</u></b>

Schedule of Capital Assets (43xxx Tangible)

Dept	Org	Obj	Proj	Qty	Unit Cost	Amount	Description	Justification
IT	010145	43001		1.00	400,000.00	400,000.00	CYBER RECOVERY SOLUTION	CERTIFIED SHELTERED HARBOR AIRGAP BACKUP SOLUTION
BIOSOLIDS	634375	43015		1.00	260,000.00	260,000.00	UTILITY EQUIPMENT	BIOSOLIDS, WET SLUDGE, SANITARY SEWER CLEANING DEBRIS, AND SEWER GREASE AND SCUM HANDLING WHEEL LOADER WITH BUCKET ATTACHMENT TO SERVICE ASPHALT PAD SLUDGE AND SEWER GREASE DRYING AREA.. THIS UNIT WILL ALSO BE INSTUMENTAL IN THE COMMUNITY CLEANUP EVENTS AS WELL AS VARIOUS LARGE AREA CLEANUP EFFORTS THE CITY UNDERTAKES.
CEMETERY	194019	43011		1.00	250,000.00	250,000.00	CONSTRUCTION OF NEW ORNAMENTAL/DECORATIVE FENCING ON EAST AND SOUTH SIDE OF PRAIRIE HAVEN CEMETERY.	This has been on the Cemetery Advisory Boards list of projects for 6 six years
PRODUCTION	604620	43015		1.00	250,000.00	250,000.00	New Emergency Generator for HIAP BPS and Reservoir	Existing 1998 Emergency Generator is Unrepairable
STREET/HWY	010423	43003		1.00	234,000.00	234,000.00	REPLACE SWEEPER #1569; 2015 TYMCO WITH 5994 HOURS	2015 MODEL WITH 5994 HOURS
PARKS	010320	43011		1.00	130,000.00	130,000.00	REPLACE/OVERLAY ASPHALT PARKNG LOT ON NORTH SIDE \$100K RENOVATE SAND VOLLEYBALL COURT \$30K	DEL NORTE PARK IMPROVMENTS - NORTH PARKING LOT IS IN TERRIBLE SHAPE AND NEEDS TO BE OVERLAID TO KEEP PATRONS SAFE WHILE DRIVING THROUGH AND WALKING THROUGH PARKING AREAS  REPLACE SAND AND POLES/NETS TO GET VOLLEYBALL COURT TO MEET INDUSTRY STANDARDS
INDUS WW	634380	43801		1.00	120,000.00	120,000.00	CAPITAL OUTLAY	REPLACE 2 300HP VFD ON EFFLUENT PUMP SYSTEM
FIRE/AMB	010220	43013		1.00	100,000.00	100,000.00	BASEMENT REMODEL	
BIOSOLIDS	634375	43015		1.00	100,000.00	100,000.00	UTILITY EQUIPMENT	SPARE CENTRIFUGE BACKDRIVE GEARBOX.
FIRE PROT	284028	43006		1.00	83,000.00	83,000.00	LIVE FIRE TRAINING PROPS	
INDUS WW	634380	43015		1.00	80,000.00	80,000.00	UTILITY EQUIPMENT	PROCURE AND INSTALL SELF CLEANING EFFLUENT WATER FILTERSON EAST 10 INCH RECLAIMED WATER SUPPLY LINE AND 6 INCH WEST RECLAIMED WATER SUPPLY LINE. UNIT WILL BE ABOVE GROUND AND INCLUDES FITTINGS, FLANGES, HYDROEXCAVATING, ETC. INSTALLATION WILL BE PERFORMED BY WWRF PERSONNELL.
JT UTIL CO	614061	43015		1.00	75,000.00	75,000.00	UTILITY EQUIPMENT	EQUIPMENT REPLACEMENT: REPLACMENT OF UNIT #1187 A 2008 FORD F-350, A HYDRALIC LIFTED FLATBED TRUCK USED TO HAUL SMALL AMOUNTS OF DIRT AND DEBRIS FROM AND TO JOBSITES. THIS VEHICLE HAS EXCESSIVE WEAR AND IS 14YRS OLD.
WASTEWTR	634370	43015		1.00	75,000.00	75,000.00	UTLITY EQUIPMENT	ARC FLASH STUDY AND RECERTIFICATION FOR WWRF ACCORDING TO NFPA 70E REQUIREMENTS.
TRAFFIC	010412	43006		1.00	72,000.00	72,000.00	VIDEO DETECTIONSYSTEMS FOR THESE LOCATIONS: GRIMES/MILLEN GRIMES/COPPER GRIMES/BROADWAY TURNER/SNYDER	
PD COMMUNI	010208	43013		1.00	67,000.00	67,000.00	87k to continue to repair kennels at adoption center and replace flooring in all offices and hallways. Renovations to animal housing in front area.  75k for replacing the HAAC roof, 45k for the permanent shade structures, 60k for replacement of kennels.  This was originally supposed to be covered by a grant, but the funds were voted by our governor.	
GOLFMTC	184315	43006		1.00	57,000.00	57,000.00	Core recovery/harvester equipment	Currently during aerification operations cores are removed manually. This unit will increase productivity and reduce hours of labor needed during this operation
WASTEWTR	634370	43003		1.00	50,000.00	50,000.00	VEHICLE REPLACEMENT	REPLACE UNIT 923
WASTEWTR	634370	43015		1.00	50,000.00	50,000.00	UTILITY EQUIPMENT	REPLACE TWO 20 INCH EQ BASIN INLET VALVES INCLUDING PURCHASING TWO 20 INCH PLUG VALVES WITH EXTENSIONS (36000), HYDROEXCAVATING (EST 10000), AND MISC FITTINGS/FLANGES/PARTS TO COMPLETE REMOVAL OF INOPERABLE VALVES AND INSTALLATION OF NEW VALVES.
WASTEWTR	634370	43015		1.00	50,000.00	50,000.00	UTILITY EQUIPMENT	NEW INFLUENT PUMP TO SERVE AS SPARE FOR THREE PUMPS THAT ARE APPROXIMATELY 7 YEARS OLD. HAVING THIS PUMP WILL ALLOW UNINTERRUPTED REDUNDANT SERVICE DURING AGE RELATED MAINTENANCE NEEDED ON THESE EXTREMELY CRITICAL PUMPS.
MAPPING	010415	43006		1.00	40,071.92	40,071.92	FULL TRIMBLE R12I SETUP	22278.38Base Unit Trimble R12i GNSS Receiver 8145.45Radio Module for Trimble R12i 1531.21Accessories for Trimble R12i (Charger, Batteries, Pole, Bipod, etc.) 4238.33Base Unit Trimble TSC5 Collector 3363.75Trimble TSC5 Trimble Access License 514.81Accessories for Trimble TSC5 (Mount, Bracket, USB Cable, Charger, etc.)
PD Eagle	010207	43006		1.00	40,000.00	40,000.00	Misc equipment in Eagle. Based on the last three years of spending, I would like to keep the same amount. As in other line items, we have been unable to work proactively on Eagle upgrades.	
PARKS	010320	43011		1.00	40,000.00	40,000.00	resurface volleyball court and basketball court	Fire Station 2 - court resurfacing to reduce safety hazards
SPORTS FLD	010321	43011		1.00	40,000.00	40,000.00	Replace Bleachers and Shade Structures at High School Fields at VMSC	Safety and Accessibility
GOLFCH	184316	43013		1.00	40,000.00	40,000.00	This request will fund the remaining air conditioning upgrade project that includes removing or concrete, and running larger lines to existing units.	

Schedule of Capital Assets (43xxx Tangible)

Dept	Org	Obj	Proj	Qty	Unit Cost	Amount	Description	Justification
CEMETERY	194019	43011		1.00	40,000.00	40,000.00	PURCHASE AND INSTALLATION OF NEW TREES AT CEMETERIES.	
INDUS WW	634380	43015		1.00	40,000.00	40,000.00	UTILITY EQUIPMENT	REPLACE WELL NUMBER L-220-S-7 LINE SHAFT PUMP WITH SUBMERSIBLE PUMP AND 4 INCH COLUMN PIPE, RUN CAMERA TO CHECK CASING INTEGRITY, AND RUN @ 8" LINER IF CASING IS COMPRIMISED. WELL DEPTH IS @ 172 FEET. WELL WILL LIKELY NEED TO BE BAILED TO GAIN AS MUCH DEPTH AS POSSIBLE BACK TO ORIGINAL TOTAL DEPTH.
SPORTS FLD	010321	43006		1.00	38,000.00	38,000.00	TriMax Snake 2 Mower Deck	Towable mower deck for wide area mowing mainly soccer fields and ball field to increase efficiencies
FIRE PROT	284028	43006		1.00	32,000.00	32,000.00	SCBA CONFIDENCE MAZE	
WASTEWTR	634370	43015		1.00	30,000.00	30,000.00	UTILITY EQUIPMENT	INSTALL HVAC UNIT IN ULTRAVIOLET BUILDING DUE TO CONTINUED EQUIPMENT MALFUNCTION INCURRED DUE TO EXCESSIVE HEATING OF PLC AND MODULE COMPONENTS.
IT	010145	43001		5.00	5,000.00	25,000.00	UPGRADE AGING EQUIPMENT	SWITCHES, UPS AND OTHER NECESSARY EQUIPMENT
SPORTS FLD	010321	43801		1.00	25,000.00	25,000.00	bleacher/shade coverings	to reduce sun exposure to patrons
WASTEWTR	634370	43015		1.00	25,000.00	25,000.00	UTILITY EQUIPMENT	3500 MEMBRANE DIFFUSERS, 6PAILS LUBRICANT, MISC HEADER SECTIONS AND REPAIR FITTINGS FOR MLE TRAIN #1. PROJECT HAD TO BE POSTPONED IN 2022 DUE TO STAFFING SHORTAGE.
WASTEWTR	634370	43015		1.00	22,000.00	22,000.00	UTILITY EQUIPMENT	KUBOTA RTV TO REPLACE JOHN DEERE GATOR THAT IS
FIRE/AMB	010220	43005		1.00	20,000.00	20,000.00	UPGRADE STATION SECURITY/CAMERAS	
SPORTS FLD	010321	43011		1.00	20,000.00	20,000.00	seal coat and restripe MLK parking lot	Enhance appearance and fresh painted lines to extend life of asphalt, plus reduce slips/slides by patrons crossing parking lot
FIRE PROT	284028	43001		1.00	20,000.00	20,000.00	CAD MAINTENANCE/SOFTWARE	
WASTEWTR	634370	43015		1.00	20,000.00	20,000.00	UTILITY EQUIPMENT	REPLACE HVAC UNIT ON WWRF CONTROL ROOM
WASTEWTR	634370	43015		1.00	20,000.00	20,000.00	UTILITY EQUIPMENT	REPLACEMENT GRIT PUMP DUE TO WEAR.
PARKS	010320	43006		1.00	16,000.00	16,000.00	stand on riding aerator unit	Small area aerator for areas such as Turner etc. where larger existing equipment is too big
MCADAMS	010326	43006		1.00	16,000.00	16,000.00	hot water pressure washer trailer with tank	To eliminate bacteria and germs when pressure washing duck/goose poop off sidewalks and amenities at Green Meadow and McAdams Park
IT	010145	43801		2.00	7,500.00	15,000.00	COPIERS	REPLACEMENT COPIERS - EAGLE, SR CENTER
INDUS WW	634380	43015		1.00	15,000.00	15,000.00	UTILITY EQUIPMENT	PROCURE AND INSTALL TRAFFIC RATED VAULT FOR PRESSURE REDUCING VALVE AT LOAD RACK STATION ON EFFLUENT LINE. INCLUDING PAVEMENT REPAIRS.INSTALLATION WILL BE PERFORMED BY WWRF PERSONNELL.
PARKS	010320	43006		1.00	12,500.00	12,500.00	equipment lift	A second equipment lift is needed to increase productivity as we may have a non-operational piece of equipment on the lift awaiting parts and lift is not usable.
GOLFMTTC	184315	43006		1.00	12,500.00	12,500.00	Equipment Lift	To increase productivity when one piece of equipment is broke down and on the lift awaiting parts, a second lift is needed to keep equipment in the field and not in the shop waiting a turn on the lift.
MCADAMS	010326	43801		1.00	12,000.00	12,000.00	restocking of fish for McAdams and Green Meadow Lakes	
SPORTS FLD	010321	43011		1.00	10,000.00	10,000.00	seal coat areas of asphalt that are not overlaid in FY 22 at VMSC	Reduce bonding coming unraveled and extending the life of the asphalt, reduce slips/slides
MAPPING	010415	43006		1.00	8,116.88	8,116.88	STAND ALONE TSC5	4238.33Base Unit Trimble TSC5 Collector 3363.75Trimble TSC5 Trimble Access License 514.81Accessories for Trimble TSC5 (Mount, Bracket, USB Cable, Charger, etc.)
IT	010145	43001		1.00	7,500.00	7,500.00	WINDOWS SERVER	REPLACE PHONE HQ SERVER
WATER DIST	604610	43801		10.00	575.00	5,750.00	PORTABLE PUMPS	REPAIR AND REPLACE 10 12V PORTABLE PUMPS
PD CID	010203	43007		1.00	5,000.00	5,000.00	Evidence Aid Furniture, with the anticipation of adding an additional aide.	
						<u>3,215,438.80</u>		



Schedule of Capital Assets (44xxx Projects)

Dept	Org	Obj	Proj	Qty	Unit Cost	Amount	DESCRIPTION	JUSTIFICATION
INTGOV GRA	224022	44901	00322	1.00	4,835,515.50	4,835,515.50	expense for 2nd Distribution of ARPA Funds	final amount in grant award
WW PLANT	624062	44901	00321	1.00	2,500,000.00	2,500,000.00	WWRF SCADA CAPITAL PROJECTS	WWRF SCADA SYSTEM REPLACEMENT PROJECT
WW PLANT	624062	44901	00097	1.00	2,428,317.00	2,428,317.00	increase budget to \$9 for project completion	
2005 WASTE	534053	47341		1.00	1,607,816.14	1,607,816.14	CWSRF 001 Principal Payment	due 07/21/2022
STREET/HWY	010423	44901	00148	1.00	1,000,000.00	1,000,000.00	PAVING REHAB PROJECTS	
COMMISSION	010100	44901	00334	1.00	600,000.00	600,000.00	based on projected increase of addtl 2% (dc)	
JT UTIL CO	614061	44901	00094	1.00	350,000.00	350,000.00	WATERLINE REPLACEMENT	REPLACEMENT OF DETERIORATING AND UNDERSIZED WATER MAINS IN THE WATER DISTRIBUTION SYSTEM.
JT UTIL CO	614061	44901	00335	1.00	300,000.00	300,000.00	Expense budget to update City's Water & Wastewater Master Plan. Update last completed Feb 2012. This is a crucial tool needed for future system planning and budgeting purposes. This plan will lay out the planning guidelines to maintain adequate water system and wastewater system capacity requirements for the next twenty years. This includes rate requirements and capital improvement schedules and estimated cost.	
2005 WASTE	534053	47341	00205	1.00	282,107.94	282,107.94	CWSRF 064 Principal Payment	due 02/24/2023
UTIL BOND	514051	47343		1.00	262,025.00	262,025.00	DW-1510 Principal Payment	Due 05/01/2023
2005 WASTE	534053	47342		1.00	245,355.01	245,355.01	CWSRF001 Interest	due 07/21/22
COMMISSION	010100	44901	00170	1.00	200,000.00	200,000.00	40 units at \$5000 per unit (dc)	
BUILDING M	010421	44901	00242	1.00	200,000.00	200,000.00	OLD D.A.	
BUILDING M	010421	44901	00242	1.00	200,000.00	200,000.00	MUNICIPAL COURT	
BUILDING M	010421	44901	00245	1.00	150,000.00	150,000.00	FIRE STATION 2	
COMMISSION	010100	44901	00162	1.00	125,000.00	125,000.00	cost of one multi family housing unit (max) (dc)	
BUILDING M	010421	44901	00245	1.00	100,000.00	100,000.00	PUMP STATION	
FIRE PROT	284028	44901	00336	1.00	100,000.00	100,000.00	Feasibility Study	
WW PLANT	624062	44901	00037	1.00	100,000.00	100,000.00	WWTP PLANT TREATMENT/EXPANSION	EQUIPMENT SHED TO HOUSE SEMI TRUCK, 3 SEMITRAILERS, CONFINED SPACE TRAILER, TRAC AND BUSH HOG, PORTABLE AUGER, WELDING TRAILER, AND DUMP BED TRAILER. SIZE TO BE APPROXIMATELY 150 X120 WITH ALL FOUR SIDES OPEN.
LIBRARY	010310	46323		1.00	75,000.00	75,000.00	Print and e-books for all genres.	
LIBRARY	010310	46325		1.00	68,785.31	68,785.31	2020 General Obligation Bond funds allocated to Hobbs Public Library from the State of New Mexico.	Total allocation for HPL \$68785.31. FY23 is the first year of the 2020 GOB. PO# yet to be generated.
2005 WASTE	534053	47342		1.00	68,317.98	68,317.98	CWSRF 001 Admin Fee	due 07/21/22
2005 WASTE	534053	47342	00205	1.00	67,567.02	67,567.02	CWSRF064 Interest Payment	due 02/24/22
2005 WASTE	534053	47341	00167	1.00	66,081.00	66,081.00	WTB-250 Principal Pmnt	Hobbs 5 due 06/02/23
2005 WASTE	534053	47341	00192	1.00	63,690.00	63,690.00	WTB-316 Principal Payment	Hobbs 6 due 06/01/23
WW PLANT	624062	44901	00037	1.00	60,000.00	60,000.00	WWTP PLANT TREATMENT/EXPANSION	WWRF, MANTENANCE, AND WAREHOUSE PARKIN LOT ASPHALT PAVING REPAIR INCLUDING CRACK SEALING AND SEALCOAT APPLICATION.
WW PLANT	624062	44901	00037	1.00	60,000.00	60,000.00	WWTP PLANT TREATMENT/EXPANSION	CONCRETE SIDEWALK REPAIR AND REPLACEMENT AT WWRF
BUILDING M	010421	44901	00285	1.00	50,000.00	50,000.00	CITY HALL	
2005 WASTE	534053	47341	00192	1.00	36,872.00	36,872.00	WTB-339 Principal Payment	Hobbs 7 due 06/01/23
SPORTS FLD	010321	44901	00186	2.00	15,000.00	30,000.00	Concession Stand Building Renovations to include but not limited to: swamp cooler, HVAC, electrical receptacles, serving windows, painting interior and exterior, lighting, security and roofing, restroom upgrades	These buildings are in need of renovation to meet current standards and compliance, increase usability for concessionaires and public
STREET/HWY	010423	44901	00288	1.00	25,000.00	25,000.00	DRAINAGE IMPROVEMENT PROJECTS	
WW PLANT	624062	44901	00096	1.00	25,000.00	25,000.00	REFURBISH LIFT STATION	HIAP LIFT STATION REHAB PROJECT
UTIL BOND	514051	47344		1.00	22,489.57	22,489.57	DW-1510 interest and admin pmnt	due 11/01/2023
UTIL BOND	514051	47344		1.00	22,489.57	22,489.57	DW-1510 interest and admin pmnt	due 05/01/2023
BUILDING M	010421	44901	00285	1.00	20,000.00	20,000.00	ANIMAL ADOPTION CENTER	
BUILDING M	010421	44901	00285	1.00	20,000.00	20,000.00	TEEN CENTER	
PD ADMIN	010201	44901	00150	1.00	10,000.00	10,000.00	Increase of 10,000	To replace the outdoor shade cover
LIBRARY	010310	46326		1.00	7,900.00	7,900.00	Projected funds from the State of New Mexico for Grants-in-aid.	Allocation varies each year, this is a tentative amount.
2005 WASTE	534053	47342	00192	1.00	2,101.26	2,101.26	WTB-316 Interest Payment	Hobbs 6 due 06/01/23
2005 WASTE	534053	47342	00167	1.00	1,670.75	1,670.75	WTB-250 Interest pmnt	Hobbs 5 due 06/01/23
2005 WASTE	534053	47342	00192	1.00	1,216.50	1,216.50	WTB-339 Interest Payment	Hobbs 7 due 06/01/23
						<u>16,390,317.55</u>		







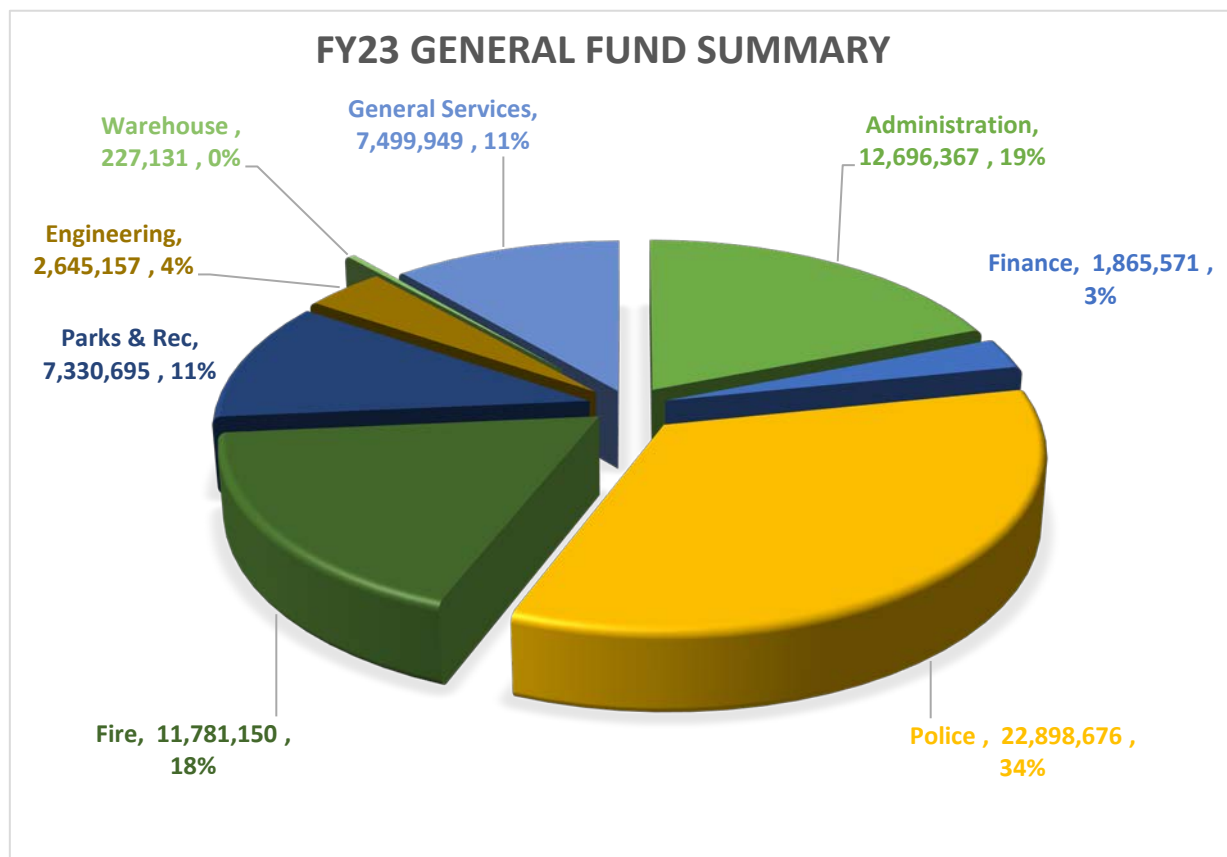
*FY 2023 Preliminary Budget  
General Fund Expense Detail*

**FY23 Preliminary Budget  
General Fund Summary**

Department		Personnel	Operating	Capex	Dept. Total
010100	City Commission	177,146	2,776,197	925,000	3,878,343
010110	City Manager's Office	502,636	52,350	-	554,986
010342	Communications	-	138,550	-	138,550
010160	Municipal Court	446,115	235,005	-	681,120
010161	Municipal Court Judge	97,648	-	-	97,648
010130	Clerk's Office	528,437	178,732	-	707,169
010131	Clerk's Office Elections	-	-	-	-
010145	Information Technology	869,003	833,350	447,500	2,149,853
010150	Legal	697,892	77,650	-	775,542
010170	Personnel	824,810	463,327	-	1,288,137
010181	Insurance	-	1,129,500	-	1,129,500
010310	Library	882,602	261,231	151,685	1,295,518
<b>Administration Expenditures</b>		<b>5,026,290</b>	<b>6,145,892</b>	<b>1,524,185</b>	<b>12,696,367</b>
010140	Finance/Purchasing	921,311	326,415	-	1,247,726
010190	Motor Vehicle	552,626	65,220	-	617,846
<b>Finance Expenditures</b>		<b>1,473,936</b>	<b>391,635</b>	<b>-</b>	<b>1,865,571</b>
010201	Police Administration	458,551	475,225	10,000	943,776
010202	Police Patrol	7,840,921	1,098,858	-	8,939,780
010203	Police Criminal Investigation	2,726,402	114,500	5,000	2,845,902
010204	Police Support	2,716,559	443,000	-	3,159,559
010205	Police Communications	-	2,361,133	-	2,361,133
010206	Police Detention	1,395,297	13,500	-	1,408,797
010207	Eagle IC	679,015	347,500	40,000	1,066,515
010208	PD COMM SVC - HAAC	609,776	459,265	67,000	1,136,041
010209	PD COMM SVC - Code	870,172	167,000	-	1,037,172
<b>Police Expenditures</b>		<b>17,296,694</b>	<b>5,479,982</b>	<b>122,000</b>	<b>22,898,676</b>
010220	Fire/Ambulance	9,845,558	1,279,642	120,000	11,245,200
010221	Emergency Management	-	6,800	-	6,800
010422	Code Enforcement	498,659	30,490	-	529,149
<b>Fire Expenditures</b>		<b>10,344,218</b>	<b>1,316,932</b>	<b>120,000</b>	<b>11,781,150</b>
010320	Parks	1,802,961	1,164,750	198,500	3,166,211
010321	Sports Fields	324,970	426,525	163,000	914,495
010326	Harry McAdams	183,348	256,194	28,000	467,542
010330	Recreation	1,117,028	344,975	-	1,462,003
010332	Teen Recreation	263,133	92,374	-	355,507
010335	Pools	677,287	287,650	-	964,937
<b>Parks &amp; Recreation Expenditures</b>		<b>4,368,727</b>	<b>2,572,468</b>	<b>389,500</b>	<b>7,330,695</b>

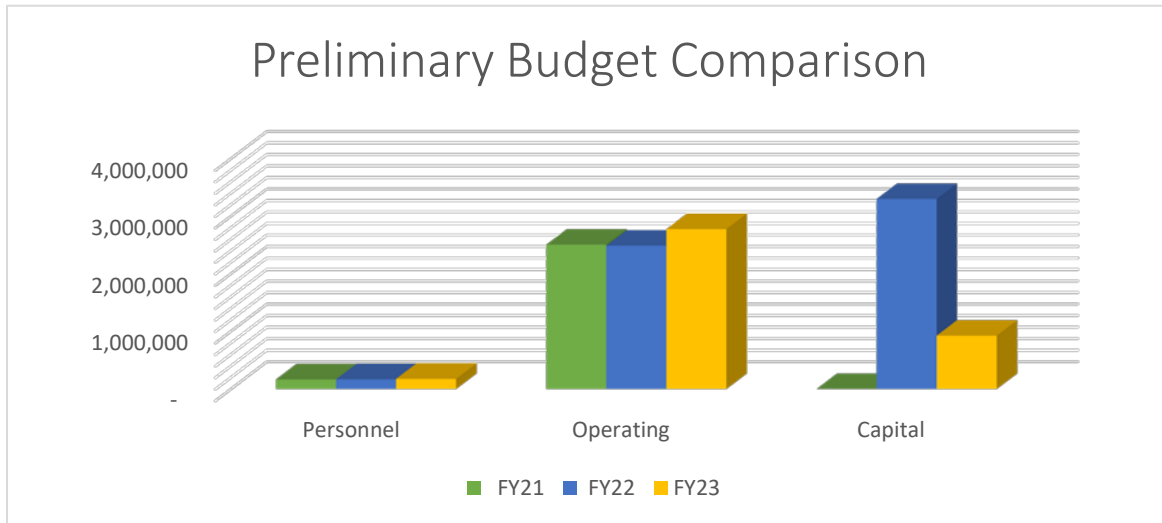
**FY23 Preliminary Budget  
General Fund Summary**

Department		Personnel	Operating	Capex	Dept. Total
010125	Planning	252,266	31,559	-	283,825
010410	Engineering	631,954	73,002	-	704,956
010411	Street Lighting	-	600,000	-	600,000
010412	Traffic	345,520	305,598	72,000	723,118
010415	Mapping	189,483	95,586	48,189	333,258
<b>Engineering Expenditures</b>		<b>1,419,223</b>	<b>1,105,745</b>	<b>120,189</b>	<b>2,645,157</b>
010413	Warehouse	182,272	44,859	-	227,131
<b>Warehouse Expenditures</b>		<b>182,272</b>	<b>44,859</b>	<b>-</b>	<b>227,131</b>
010420	General Services - Garage	731,914	1,846,300	-	2,578,214
010421	Building Maintenance	563,827	596,300	740,000	1,900,127
010423	Streets/Highways	1,603,908	151,500	1,259,000	3,014,408
010425	Crime Lab	-	7,200	-	7,200
<b>General Services Expenditures</b>		<b>2,899,649</b>	<b>2,601,300</b>	<b>1,999,000</b>	<b>7,499,949</b>
<b>General Fund Totals</b>		<b>43,011,008</b>	<b>19,658,812</b>	<b>4,274,874</b>	<b>66,944,695</b>



## 010100 - Mayor, City Commission

010100



Expenditures	Preliminary Budget			% Change	Actual Expenditures	
	FY21	FY22	FY23	FY 22 to 23	FY21	FY22*
Personnel	166,597	168,584	<b>177,146</b>	5%	155,088	130,106
Operating	2,504,489	2,487,662	<b>2,776,197</b>	12%	1,649,385	2,957,235
Capital	-	3,300,000	<b>925,000</b>	-72%	7,948,837	2,251,271
<b>Total</b>	<b>2,671,086</b>	<b>5,956,246</b>	<b>3,878,343</b>		<b>9,753,309</b>	<b>5,338,612</b>

\*FY22 includes 9.5 months of activity

### BUDGET HIGHLIGHTS:

The Department achieves these goals by participating in the New Mexico Municipal League, funds operations of the Economic Development Corporation of Lea County, fund the United Airlines airline subsidy (both lodgers' and general fund revenues), fund operations for all Chamber of Commerce entities and also funds operations for social service entities. This department also accounts for activities related to Commission initiated polices. Examples are drainage projects, support for Hobbs Municipal School career technical/vocational training facility, housing initiatives, and art in the communities.

## 010100 - Mayor, City Commission

Location 0100

Position Desc	FTE Percent	Salary	OtherWages	Benefits	Salary & Benefits
CITY COMMISSIONER	6.00	72,000	1,200	72,028	145,228
MAYOR	1.00	26,001	0	5,873	31,873
FSA			0	45	45
<b>Grand Total</b>	<b>7.00</b>	<b>98,001</b>	<b>1,200</b>	<b>77,946</b>	<b>177,146</b>

### PROGRAM DESCRIPTION:

The Mayor is the official head of the City of Hobbs for all ceremonial and spokesperson purposes. The Mayor shall represent the City and promote its interests at all levels of government and in economic and industrial development activities. The Mayor shall preside at all meetings of the Commission and shall lead the City Commission in their consideration of plans and goals for the City. The Mayor is also a voting member of the City Commission and is elected to a four-year term through a City-wide election.

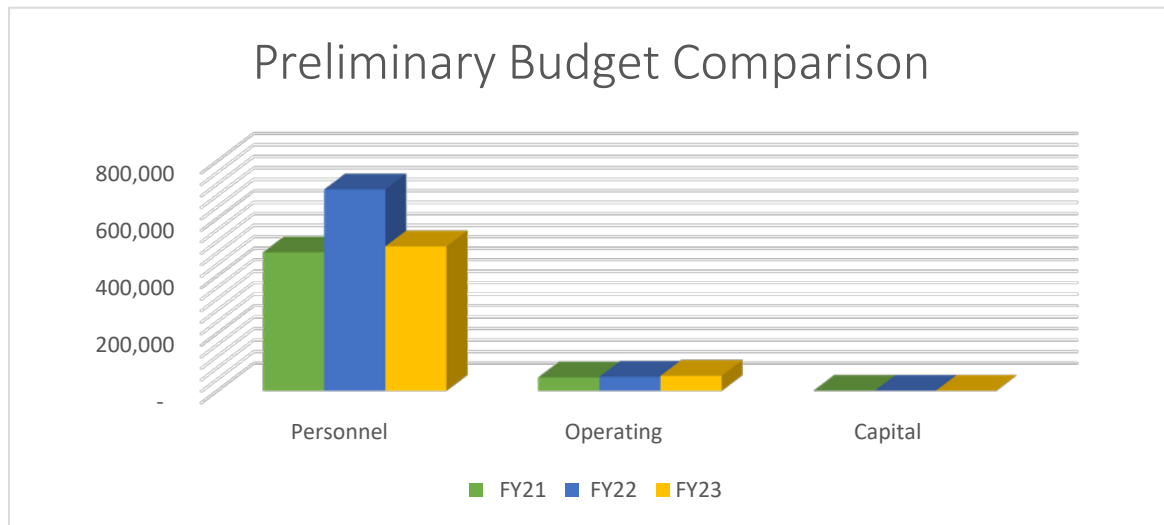
Six City Commissioners and the Mayor comprise the legislative body of the City of Hobbs. They are elected from designated geographic districts for overlapping four-year terms. The City Commission shall pass all ordinances and other measures conducive to the health, safety and welfare of the City pursuant to the provisions of the City Charter.

### FY 2023 GOALS/OBJECTIVES:

- To promote diversification of the local economy.
- To continue to effectively market Hobbs and Lea County to generate new capital investment.
- To provide increased public information and interaction.
- Continually assess housing needs for the local community
- Possibly create discretionary capital project funds for each Commissioner district

## 010110 - City Manager

010110



Expenditures	Preliminary Budget			% Change	Actual Expenditures	
	FY21	FY22	FY23	FY 22 to 23	FY21	FY22*
Personnel	481,867	701,140	<b>502,636</b>	-28%	345,054	501,511
Operating	46,514	48,850	<b>52,350</b>	7%	1,989	15,509
Capital	-	-	-	0%	-	-
<b>Total</b>	<b>528,381</b>	<b>749,990</b>	<b>554,986</b>		<b>347,043</b>	<b>517,020</b>

\*FY22 includes 9.5 months of activity

### BUDGET HIGHLIGHTS:

The City will focus on improving efficiency in governance and management of all resources, responsible budgeting and smart investments directed to improving the quality of life for its citizens and employees.

## 010110 - City Manager

Location 0110

Position Desc	FTE	Salary	Other Wages	Benefits	Salary & Benefits
CITY MANAGER	1.00	188,136	30,515	69,382	288,033
DIR OF COMMUNICATION	1.00	78,582	600	26,365	105,547
EXECUTIVE ASSISTANT	1.00	71,490	1,020	33,765	106,275
FSA			0	90	90
Overtime			2,500	191	2,691
<b>Grand Total</b>	<b>3.00</b>	<b>338,208</b>	<b>34,635</b>	<b>129,793</b>	<b>502,636</b>

### PROGRAM DESCRIPTION:

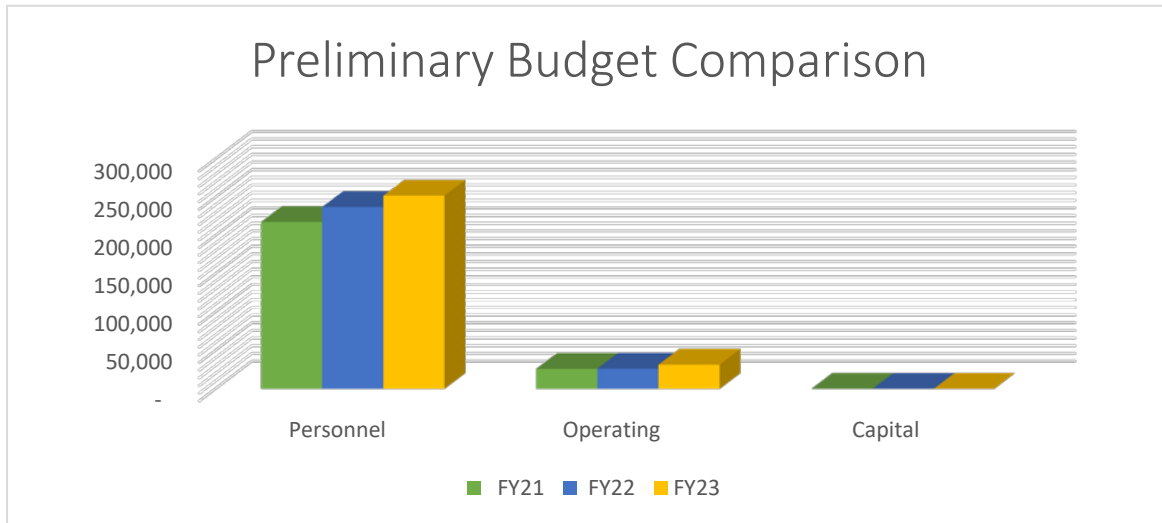
The City Manager is the Chief Executive Officer of the City pursuant to the provisions of the City Charter. Responsible for the enforcement of all ordinances, resolutions, and other policies enacted by the City Commission. The City Manager also maintains responsibility for preparing and submitting the annual City budget to the Commission, evaluation/review of the budget, and making recommendations to the Commission on a wide variety of policy matters.

### FY 2023 GOALS/OBJECTIVES:

- Develop a budget that addresses the City's long-term financial obligations and priorities.
- Pay Compensation plan to invest in our greatest asset.
- To improve relationships and responsive communication with departments, and improve overall training.
- Infrastructure/capital enhancements with funding sources
- American Rescue Plan Act funding with the objectives of reimbursing loss revenue.

# 010125 - Planning

010125



Expenditures	Preliminary Budget			% Change	Actual Expenditures	
	FY21	FY22	FY23	FY 22 to 23	FY21	FY22*
Personnel	217,835	237,444	<b>252,266</b>	6%	265,026	223,825
Operating	26,159	26,359	<b>31,559</b>	20%	16,283	19,706
Capital	-	-	-	0%	-	-
<b>Total</b>	<b>243,994</b>	<b>263,803</b>	<b>283,825</b>		<b>281,309</b>	<b>243,531</b>

\*FY22 includes 9.5 months of activity

## BUDGET HIGHLIGHTS:

Staffing: No Changes (2 FTE'S)

Operations: No significant changes and most notable is an increase in Professional Services from \$20,000 to \$25,000 (i.e. Surveying, appraisals, misc. studies).

Capital Project: No proposed Capital projects. The Planning Dept. assists in the Housing Incentive program and various Development Agreements. Funding for these programs are budgeted in the City Commission line items and Fund 44



## 010125 - Planning

Location 0125

Position Desc	FTE	Salary	Other Wages	Benefits	Salary & Benefits
DEVELOPMENT DIRECTOR	1.00	125,278	3,163	45,225	173,666
ENGINEERING/PLANNING ASSISTANT	1.00	44,200	4,960	28,534	77,694
FSA			0	45	45
Overtime			800	61	861
<b>Grand Total</b>	<b>2.00</b>	<b>169,478</b>	<b>8,923</b>	<b>73,865</b>	<b>252,266</b>

### PROGRAM DESCRIPTION:

The Planning Division provides staff support to the City Manager, City Commission, City Engineer, and the Planning Board; Comprehensive long range planning; development process; growth management; strategic planning; real property work and implementation of related projects. The Division also serves as contract administrator of consultants; conducting Environmental Assessment; property acquisition; development agreements; annexation review; subdivisions and commercial review and part of the Design Review Team. The Planning Division currently consists of two full time employees and administers the City housing incentive program, all subdivision reviews and various site plan permit/review processes including setbacks, fence location, right of way encroachments and general development inquiries.

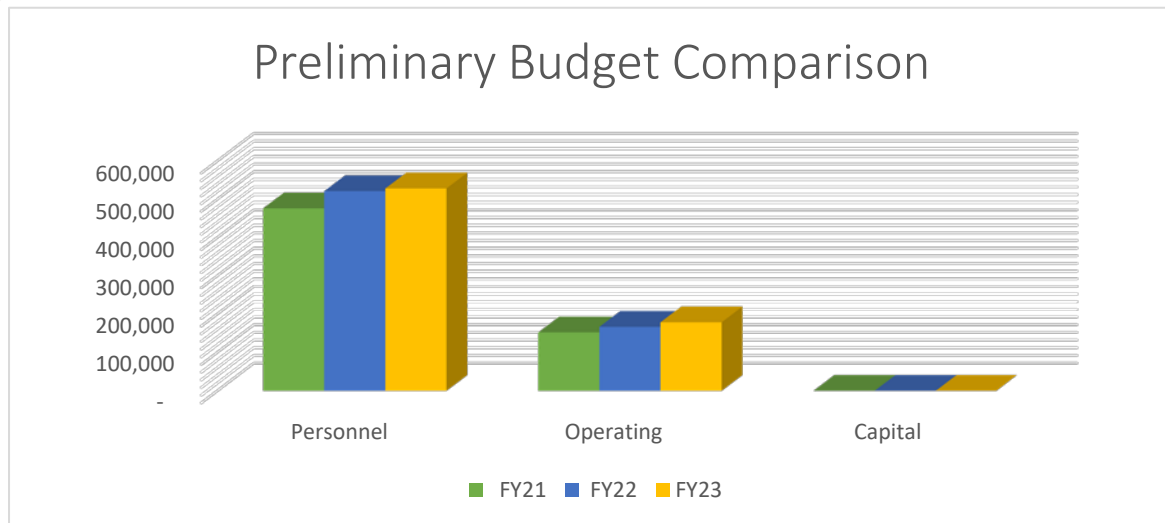
### FY 2023 GOALS/OBJECTIVES:

The Planning Division is responsible to develop strategies for coordination and technical assistance to several group in the City including the Economic Development Corporation, the Community Housing Development Group; and the necessary committees to study and implement new form based codes and presentation to the Planning Board and City Commission to address increased growth and community's needs.

Right-of-way and property management activities will also be conducted in conjunction with Engineering.

## 010130 - City Clerk's Office

010130



Expenditures	Preliminary Budget			% Change	Actual Expenditures	
	FY21	FY22	FY23	FY 22 to 23	FY21	FY22*
Personnel	476,424	521,615	<b>528,437</b>	1%	473,685	391,813
Operating	152,265	166,802	<b>178,732</b>	7%	112,263	106,939
Capital	-	-	-	0%	-	-
<b>Total</b>	<b>628,689</b>	<b>688,417</b>	<b>707,169</b>		<b>585,948</b>	<b>498,751</b>

\*FY22 includes 9.5 months of activity

### BUDGET HIGHLIGHTS:

Schedule training with MUNIS on advanced knowledge of Business Registrations and reports.

## 010130 - City Clerk's Office

Location 0130

Position Desc	FTE	Salary	Other Wages	Benefits	Salary & Benefits
CITY CLERK	1.00	129,230	8,839	40,523	178,593
CLERK ASSISTANT	1.00	30,181	1,000	7,054	38,235
CLERK RECORDS SPEC	2.00	82,410	1,845	45,939	130,194
DEPUTY CITY CLERK	1.00	83,325	7,158	37,337	127,820
ASSISTANT DEPUTY CITY CLERK	1.00	42,931	0	9,543	52,474
FSA			0	45	45
Overtime			1,000	77	1,077
<b>Grand Total</b>	<b>6.00</b>	<b>368,077</b>	<b>19,843</b>	<b>140,518</b>	<b>528,437</b>

### PROGRAM DESCRIPTION:

The City Clerk provides staff services and support to the City Commission and Administration, performs as the corporate secretary and custodian of the City Seal, processes agendas and minutes for the City Commission, processes agendas and minutes for the Lodgers' Tax Board, maintains all official records of the City, conducts and supervises municipal elections, fulfills public records requests, maintains official cemetery records of municipally owned cemeteries, and issues various licenses, permits and registrations pursuant to Ordinances adopted by the City Commission.

### FY 2023 GOALS/OBJECTIVES:

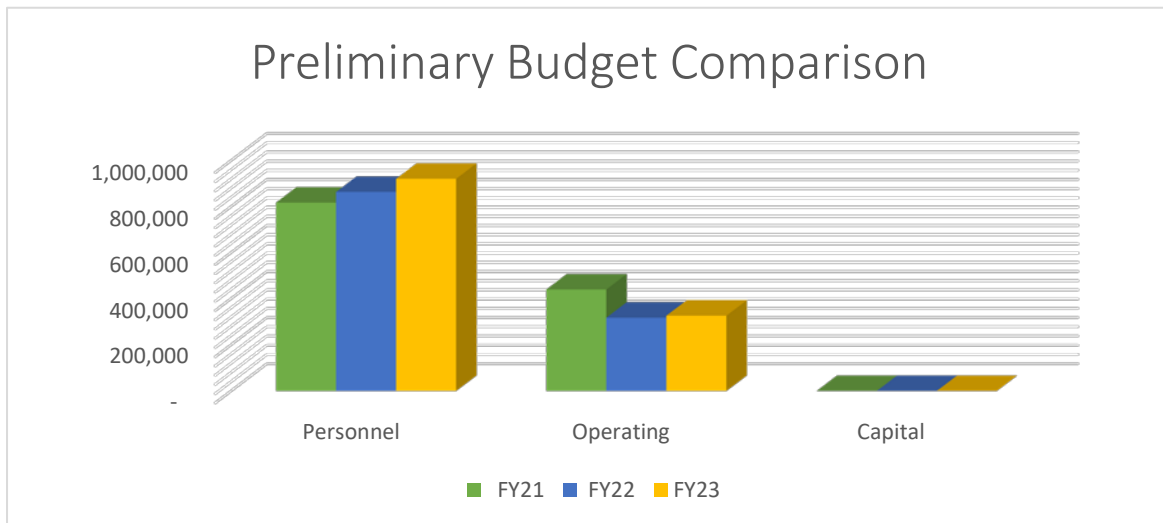
*Record Retention Policy* – creation and development of a new municipal Record Retention Policy for the City's records.

*Education and Cross Training* – to continue staff education and cross training on IPRA, OMA, and the MUNIS Business Registration module.

*Gross Receipts Tax – Business Tax ID Numbers* – continue to learn the changes to the State's gross receipts tax system from HB6 for businesses wherein CRS tax ID numbers are now known as "Business Tax ID Numbers" and taxing will convert to a destination-based sales taxes. Effective July 1, 2022, the new tax rate will be reduced to 6.6875% which will also be a change for businesses.

## 010140 - Finance

010140



Expenditures	Preliminary Budget			% Change	Actual Expenditures	
	FY21	FY22	FY23	FY 22 to 23	FY21	FY22*
Personnel	817,766	864,149	<b>921,311</b>	7%	790,451	682,118
Operating	440,191	317,736	<b>326,415</b>	3%	374,264	124,062
Capital	-	-	-	0%	-	-
<b>Total</b>	<b>1,257,958</b>	<b>1,181,885</b>	<b>1,247,726</b>		<b>1,164,715</b>	<b>806,180</b>

\*FY22 includes 9.5 months of activity

### BUDGET HIGHLIGHTS:

Staffing remains at 8 keeping in line with past years.

Implementation and upgrading how we operate by bringing online the Self Service and upgrading other software remains consistent with our overall goal to find ways to work efficiently and reduce costs.

## 010140 - Finance

Location 0140

Position Desc	FTE	Salary	Other Wages	Benefits	Salary & Benefits
ACCOUNTING OPS ANLYS	1.00	78,458	0	26,382	104,840
ACCTS PAYABLE TECH	2.00	81,806	1,500	45,270	128,576
ASST FINANCE DIR	1.00	120,682	5,794	53,507	179,983
FINANCE DIRECTOR	1.00	173,451	15,759	56,833	246,043
FINANCIAL ANALYST	1.00	59,904	0	30,808	90,712
PAYROLL SPECIALIST	1.00	44,699	0	27,415	72,115
PURCHASINGSPECIALIST	1.00	55,432	780	39,375	95,587
FSA			0	225	225
Overtime			3,000	230	3,230
<b>Grand Total</b>	<b>8.00</b>	<b>614,432</b>	<b>26,833</b>	<b>280,046</b>	<b>921,311</b>

### PROGRAM DESCRIPTION:

The Finance/Purchasing Division is responsible for the following functions of the City of Hobbs:

Accounting (Purchasing, Budgeting, Accounts Rec, Fixed Assets, Grant Admin)  
 Financial Reporting (DFA, NM State Auditor, Open Finance Website, Federal Agencies)  
 Procurement (Bids, RFP's, purchase orders, accounts payable, cooperative purchasing)  
 Cash Management (Investing, reconciling, projecting, compliance)  
 Payroll  
 System Administration of Central Accounting System and subsidiary systems  
 Debt Service (Compliance, Bond Issues, NMFA)  
 Management of Special Revenue/Enterprise/Capital Project/Trust Funds

### FY 2023 GOALS/OBJECTIVES:

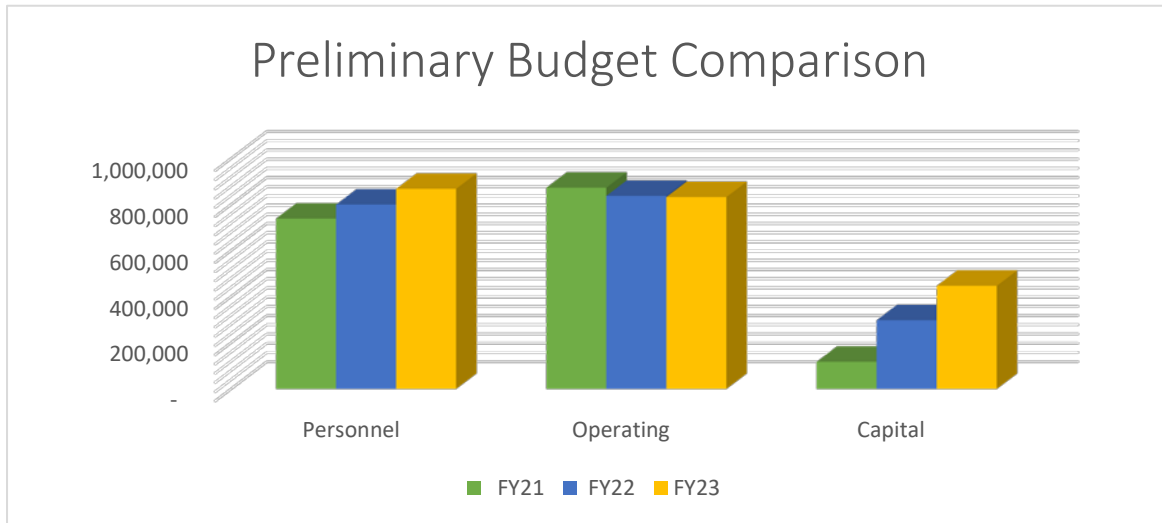
The objective of the Finance/Purchasing Division is to process the transactions required on a day to day basis and to provide the required reporting of these transactions to satisfy all applicable rules and regulations, laws and generally accepted accounting practice, while remaining cognizant of our fiduciary responsibilities to our citizens.

Our continuing goal for the upcoming year is to continue to look for innovative ways to increase efficiency of operations and reduce costs while improving the reporting of accounting information to the public, oversight agencies, and internal users.

Upcoming projects include Vendor Self Service, P-Cards, and Utility Billing software.

# 010145 - Information Technology

010145



Expenditures	Preliminary Budget			% Change	Actual Expenditures	
	FY21	FY22	FY23	FY 22 to 23	FY21	FY22*
Personnel	739,605	800,554	<b>869,003</b>	9%	773,040	684,978
Operating	873,900	838,300	<b>833,350</b>	-1%	839,537	585,868
Capital	118,000	298,200	<b>447,500</b>	50%	183,237	163,903
<b>Total</b>	<b>1,731,505</b>	<b>1,937,054</b>	<b>2,149,853</b>		<b>1,795,814</b>	<b>1,434,749</b>

\*FY22 includes 9.5 months of activity

## BUDGET HIGHLIGHTS:

- Purchase system management software to keep all city devices secure and up to date
- Upgrade Exchange email environment to Server 2019
- Replace 3 dated vehicles
- Upgrade Active Directory servers

# 010145 - Information Technology

Location 0145

Position Desc	FTE	Salary	Other Wages	Benefits	Salary & Benefits
COMMUNICATIONS SPC	1.00	79,435	4,748	35,344	119,527
COMPUTER SPECIALIST	2.00	119,538	2,700	45,713	167,951
IT ASST DIRECTOR	1.00	99,029	4,514	48,850	152,393
IT DIRECTOR	1.00	125,258	14,877	48,659	188,793
IT SECURITY SPST	1.00	74,318	5,559	44,615	124,492
WEB PAGE SPECIALIST	1.00	67,330	1,020	42,115	110,464
Overtime			5,000	383	5,383
<b>Grand Total</b>	<b>7.00</b>	<b>564,907</b>	<b>38,417</b>	<b>265,679</b>	<b>869,003</b>

## PROGRAM DESCRIPTION:

The Information Technology Department strives to provide high quality technology-based services, in the most cost-effective manner, to facilitate the City of Hobbs operations and its services to the community.

To meet this mission, we:

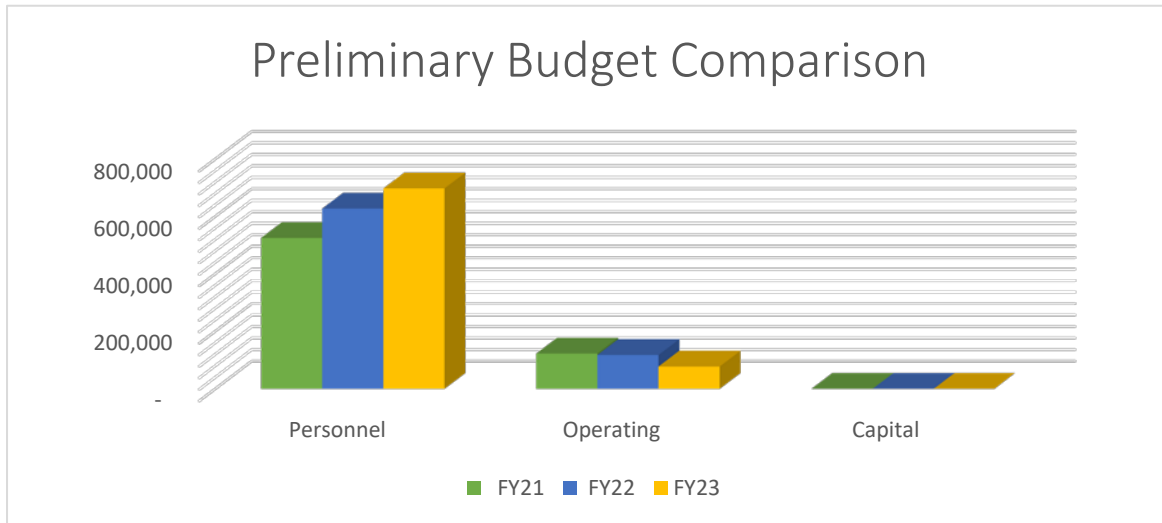
- Provide effective technology support for computer equipment, software applications, networking, Internet access, E-Mail, web page, audio/visual, radio and telephone communications, copiers, and related services to all City departments and facilities.
- Coordinate the effective integration of technology into the basic mission of the City of Hobbs through planning, design, training, consulting, and other support activities.
- Facilitate the collection, storage, integrity and security of electronic data while ensuring appropriate access.

## FY 2023 GOALS/OBJECTIVES:

- Get all users upgraded to MS Office 2019.
- Upgrade virtual servers to Server 2019.
- Continue to add/update equipment to provide a higher degree of security and accountability for the City network and users.
- Complete installation of the main firewall to improve security.
- Configure new network and switches to implement best practices for the City.
- Kick off fiber infrastructure project.

# 010150 - Legal

010150



Expenditures	Preliminary Budget			% Change	Actual Expenditures	
	FY21	FY22	FY23	FY 22 to 23	FY21	FY22*
Personnel	525,305	627,568	<b>697,892</b>	11%	545,362	506,163
Operating	122,750	117,650	<b>77,650</b>	-34%	29,983	28,752
Capital	-	-	-	0%	-	-
<b>Total</b>	<b>648,055</b>	<b>745,218</b>	<b>775,542</b>		<b>575,345</b>	<b>534,914</b>

\*FY22 includes 9.5 months of activity

## BUDGET HIGHLIGHTS:

- The City Attorney's Office will budget for six (6) personnel. The previous budgets had largely followed historical allocations from years prior. During this fiscal year, I am seeking to reallocate money to various line items to "right size" the budget in hopes of improving performance while ensuring fiscal responsibility.
- Increase of: \$5,000 to the dues and subscriptions budget to account for four upgraded legal research accounts, subscriptions to national professional organizations, and professional licensing fees in State and Federal courts; \$500 to the office supply budget to account for six (6) staff members in the Department; \$500 to the legal expense budget to account for increased in-house litigation.
- Decrease of: \$11,100 to the professional services budget as increased staff has allowed us to conduct many legal services in-house.
- The Legal Department is proposing an operating budget for FY 23 that is \$5,100 lower than the operating budget for FY22.



# 010150 - Legal

Location 0150

Position Desc	FTE	Salary	Other Wages	Benefits	Salary & Benefits
ASST. CITY ATTORNEY	2.00	155,293	13,400	55,339	224,032
CITY ATTORNEY	1.00	148,117	13,017	51,378	212,512
DEPUTY CITY ATTORNEY	1.00	99,112	8,800	48,797	156,709
LEGAL ADMINISTRATIVE ASSISTANT II	1.00	37,086	0	17,449	54,535
LEGAL ADMINISTRATIVE ASSISTANT I	1.00	32,094	0	16,889	48,983
FSA			0	45	45
Overtime			1,000	77	1,077
<b>Grand Total</b>	<b>6.00</b>	<b>471,702</b>	<b>36,217</b>	<b>189,973</b>	<b>697,892</b>

## PROGRAM DESCRIPTION:

The City Attorney's duties are outlined in Hobbs Municipal Code Section 2.08.070. The City Attorney's Office is a six-person public law office consisting of a City Attorney, a Deputy City Attorney, two Assistant City Attorneys, and two Legal Assistants.

The City Attorney's Office represents the City of Hobbs organization, its elected officials, City Manager, department heads, and employees in all legal matters that may arise. This includes, but is not limited to, the following list of duties: representation of the City in various State and Federal courts and administrative hearings; legal trainings for departments; management of outside counsel; employment matters; ordinance and policy drafting/review; State/Federal law compliance; contract review; and daily legal consultations with staff, administration, and elected officials. Additionally, the City Attorney's Office prosecutes all cases filed in the Hobbs Municipal Court.

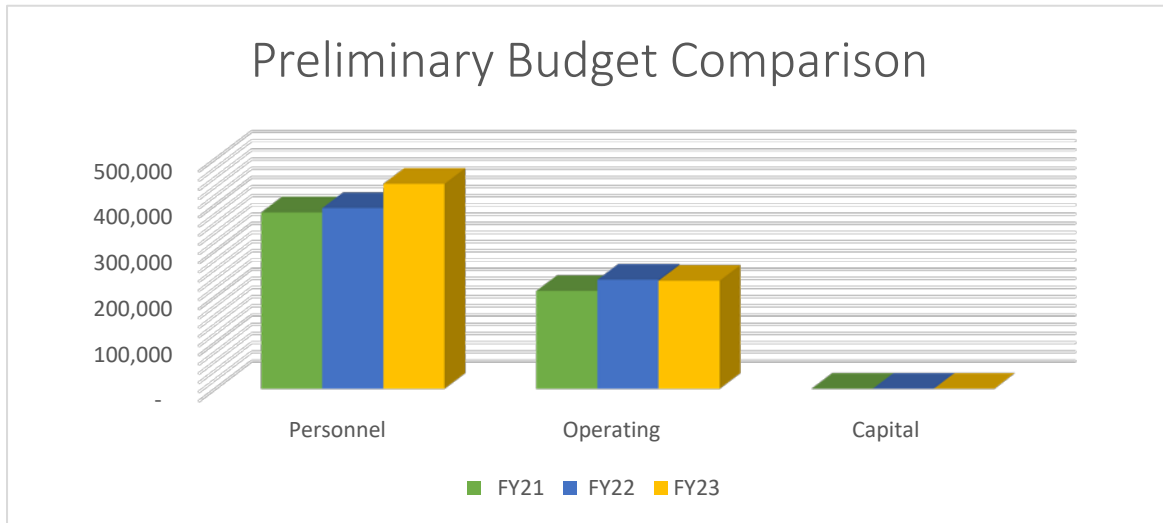
The City Attorney's Office seeks to be responsive to the legal needs of the organization and its employees. To that end, the attorneys are available 24/7 for consultations with City staff. Additionally, the attorneys seek to identify areas of concern in the organization's operations and address the same so as to prevent future litigation. It is the goal of the City Attorney's Office to consistently decrease potential liability for the City of Hobbs, to the benefit of the organization and the public - to whom the organization is responsible.

## FY 2023 GOALS/OBJECTIVES:

- Implement strategies and processes to create a long-term sustainable public law office.
- Increase training opportunities for all employees, department heads, and elected officials.
- Increase efforts to identify areas of potential liability and suggest measures to improve.
- Increase activity related to the City's condemnation, foreclosure and collection processes.

# 010160 - Courts

010160



Expenditures	Preliminary Budget			% Change	Actual Expenditures	
	FY21	FY22	FY23	FY 22 to 23	FY21	FY22*
Personnel	383,665	393,179	<b>446,115</b>	13%	366,000	327,821
Operating	212,720	237,147	<b>235,005</b>	-1%	175,224	126,026
Capital	-	-	-	0%	-	-
<b>Total</b>	<b>596,385</b>	<b>630,326</b>	<b>681,120</b>		<b>541,224</b>	<b>453,848</b>

\*FY22 includes 9.5 months of activity

**BUDGET HIGHLIGHTS:**

- The Municipal Court has received a total of \$33,332.10 in reimbursements from January – December 2020 from the Court Automation Program.
- An increase in our budget is due to the new InCode enhancement for Virtual Court and Court Notify.
- Another increase in our budget for the future is TraCs e-citation interface with HPD.
- The court will continue to submit for reimbursements from Court Automation monthly Court Software fees. The Court will continue to implement new alternatives to sentencing programs as they come available. The Court will also continue to implement new programs needed to help the court run more effective and efficiently.

## 010160 - Courts

Location 0160

Position Desc	FTE	Salary	Other Wages	Benefits	Salary & Benefits
COURT ADMINISTRATOR	1.00	67,496	7,500	33,796	108,792
JUDICIAL ASSISTANT	4.00	154,773	4,000	115,478	274,251
LEAD JUDICIAL SPECIALIST	1.00	50,648	0	11,258	61,906
FSA			0	90	90
Overtime			1,000	77	1,077
<b>Grand Total</b>	<b>6.00</b>	<b>272,917</b>	<b>12,500</b>	<b>160,698</b>	<b>446,115</b>

### PROGRAM DESCRIPTION:

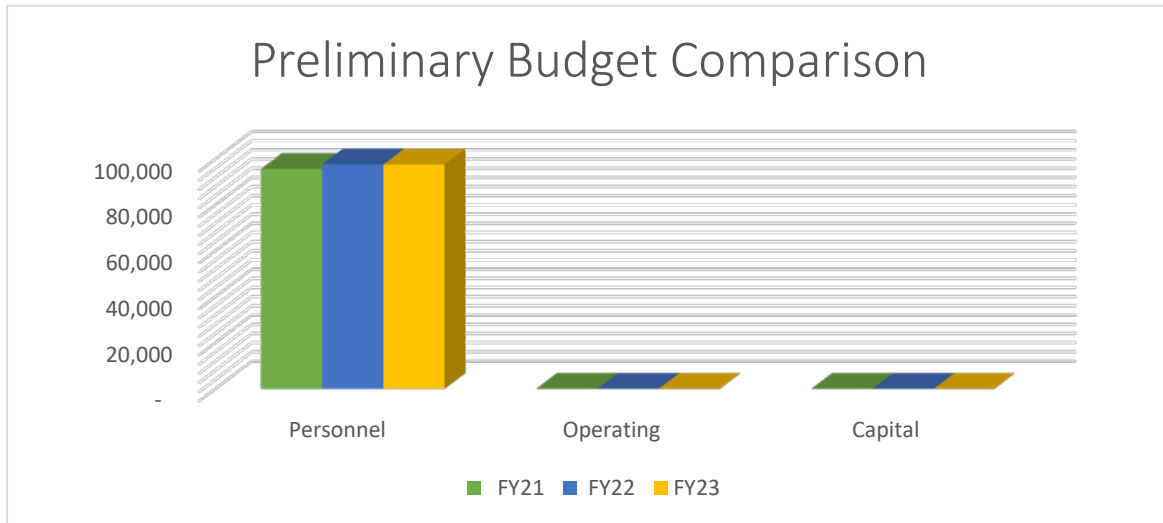
Municipal Court is a Court of limited jurisdiction. The Municipal Court has jurisdiction over municipal ordinance violations including traffic violations, municipal code violations, environmental violations and petty misdemeanor criminal cases with maximum fines of \$529.00 – 90 Days in jail with exception to DWI violations. The Municipal Court personnel is responsible for maintaining case management, record keeping system and a records destruction system. The Municipal Court is also responsible for accounting for monies collected for fines and fees. The Municipal Court had over 11,900 cases filed in 2020. Twice a month the Court holds a Pretrial docket in the morning and afternoon with around 25 - 30 cases each docket setting, Attorney Pretrial Docket with anywhere from 8 – 10 cases, and Trial Docket with over 20 cases. However, with the backlog of cases due to the pandemic, we have had to add an additional Pretrial docket setting per month. The Judge is also seeing more individuals at the window for payment plans, follow up compliance, etc. With this being done at the window, this allows the Judge to focus more on outstanding pending cases in the courtroom. Which in turn is decreasing the backlog of cases.

### FY 2023 GOALS/OBJECTIVES:

- To continue working with General Services to complete the Municipal Court Security Assessment.
- To continue with new programs implemented in June 2020 for Virtual Court and Court Notify. Virtual Court gives individuals an opportunity to attend court, regardless of circumstances. As well as allowing individuals to attend court from anywhere. Virtual Court has improved workflow, increased compliance and decreased failure to appear. Court Notify allows the court to send text messages for upcoming court dates, payment reminders, and when they can enter building due to safety protocols in place by COVID.
- To continue working on going completely paperless and implementing technology.

# 010161 - Municipal Judge

010161



Expenditures	Preliminary Budget			% Change	Actual Expenditures	
	FY21	FY22	FY23	FY 22 to 23	FY21	FY22*
Personnel	95,714	97,760	<b>97,648</b>	0%	94,934	80,474
Operating	-	-	-	0%	-	-
Capital	-	-	-	0%	-	-
<b>Total</b>	<b>95,714</b>	<b>97,760</b>	<b>97,648</b>		<b>94,934</b>	<b>80,474</b>

\*FY22 includes 9.5 months of activity

**BUDGET HIGHLIGHTS:**

- The Municipal Court has received a total of \$33,332.10 in reimbursements from January – December 2020 from the Court Automation Program.
- An increase in our budget is due to the new InCode enhancement for Virtual Court and Court Notify.
- Another increase in our budget for the future is TraCs e-citation interface with HPD.
- The court will continue to submit for reimbursements from Court Automation monthly Court Software fees. The Court will continue to implement new alternatives to sentencing programs as they come available. The Court will also continue to implement new programs needed to help the court run more effective and efficiently.

# 010161 - Municipal Judge

Location 0161

Position Desc	FTE	Salary	Other Wages	Benefits	Salary & Benefits
MUNICIPAL JUDGE	1.00	72,717	0	24,931	97,648
<b>Grand Total</b>	<b>1.00</b>	<b>72,717</b>	<b>0</b>	<b>24,931</b>	<b>97,648</b>

## PROGRAM DESCRIPTION:

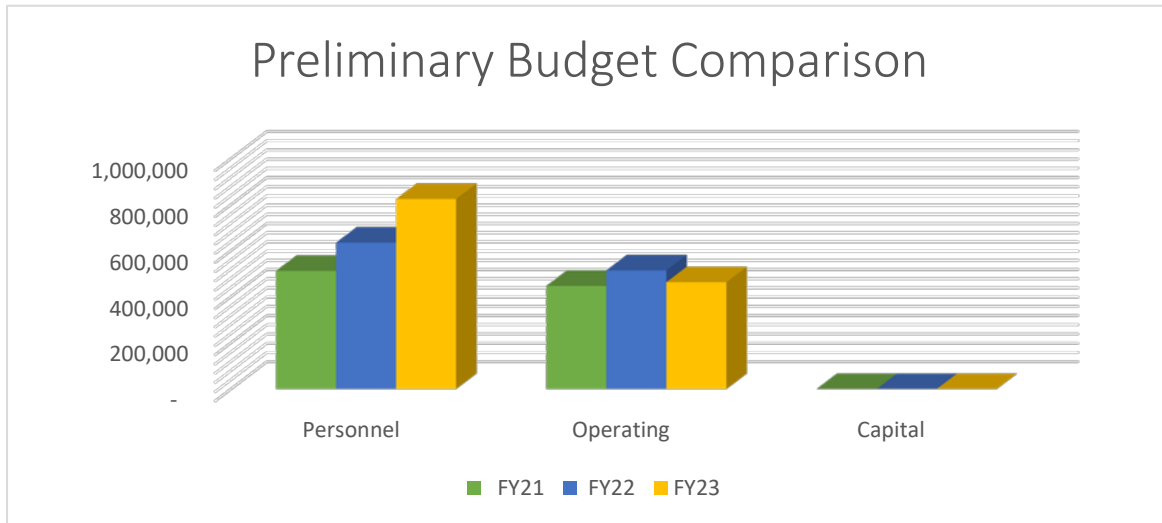
Municipal Court is a Court of limited jurisdiction. The Municipal Court has jurisdiction over municipal ordinance violations including traffic violations, municipal code violations, environmental violations and petty misdemeanor criminal cases with maximum fines of \$529.00 – 90 Days in jail with exception to DWI violations. The Municipal Court personnel is responsible for maintaining case management, record keeping system and a records destruction system. The Municipal Court is also responsible for accounting for monies collected for fines and fees. The Municipal Court had over 11,900 cases filed in 2020. Twice a month the Court holds a Pretrial docket in the morning and afternoon with around 25 - 30 cases each docket setting, Attorney Pretrial Docket with anywhere from 8 – 10 cases, and Trial Docket with over 20 cases. However, with the backlog of cases due to the pandemic, we have had to add an additional Pretrial docket setting per month. The Judge is also seeing more individuals at the window for payment plans, follow up compliance, etc. With this being done at the window, this allows the Judge to focus more on outstanding pending cases in the courtroom. Which in turn is decreasing the backlog of cases.

## FY 2023 GOALS/OBJECTIVES:

- To continue working with General Services to complete the Municipal Court Security Assessment.
- To continue with new programs implemented in June 2020 for Virtual Court and Court Notify. Virtual Court gives individuals an opportunity to attend court, regardless of circumstances. As well as allowing individuals to attend court from anywhere. Virtual Court has improved workflow, increased compliance and decreased failure to appear. Court Notify allows the court to send text messages for upcoming court dates, payment reminders, and when they can enter building due to safety protocols in place by COVID.
- To continue working on going completely paperless and implementing technology.

## 010170 - Human Resources

010170



Expenditures	Preliminary Budget			% Change	Actual Expenditures	
	FY21	FY22	FY23	FY 22 to 23	FY21	FY22*
Personnel	512,333	635,150	<b>824,810</b>	30%	560,980	591,082
Operating	446,795	514,843	<b>463,327</b>	-10%	358,633	268,611
Capital	-	-	-	0%	-	-
<b>Total</b>	<b>959,129</b>	<b>1,149,993</b>	<b>1,288,137</b>		<b>919,614</b>	<b>859,693</b>

\*FY22 includes 9.5 months of activity

### BUDGET HIGHLIGHTS:

The goal of this year's Human Resources budget is to maintain current programs while protecting future cost considerations. With the ongoing COVID-19 situation, we have had to anticipate future cost considerations with both testing and vaccinations. We shall continue down the path of obtaining national certifications for existing staff. Due to the current situation with the healthcare industry and COVID-19, we have moved existing funds associated with wellness screenings from FY21 to FY22. Current NM Legislation requires further changes to minimum wage as we move from \$10.50/hour to \$11.50/hour on January 1, 2022. We currently work in conjunction and cooperation with two union entities and a proposed third. Though the current CBA with the Hobbs Fire Fighters Association is not set to expire until June of 2022, CBA negotiations with the Hobbs Police Association will begin shortly, and may have a fiscal impact on the FY22 budget.

## 010170 - Human Resources

Location 0170

Position Desc	FTE	Salary	Other Wages	Benefits	Salary & Benefits
ASST HR DIRECTOR	1.00	94,786	600	37,732	133,117
HR ASSISTANT	1.00	34,715	1,500	34,794	71,009
HR DIRECTOR	1.00	116,646	4,800	52,287	173,734
HR SPECIALIST	3.75	193,201	3,360	124,550	321,111
RISK MANAGER	1.00	83,096	600	35,458	119,155
FSA			0	225	225
Overtime			6,000	459	6,459
<b>Grand Total</b>	<b>7.75</b>	<b>522,444</b>	<b>16,860</b>	<b>285,505</b>	<b>824,810</b>

### PROGRAM DESCRIPTION:

The Human Resources Department's role is to serve the people that serve our City. Excellent customer service is provided not only to our current employees, numbering 544 full-time, part-time and seasonal, but also to applicants and retirees. We maintain a high standard of both professionalism and ethics in hiring that continues through the lifecycle of the employee.

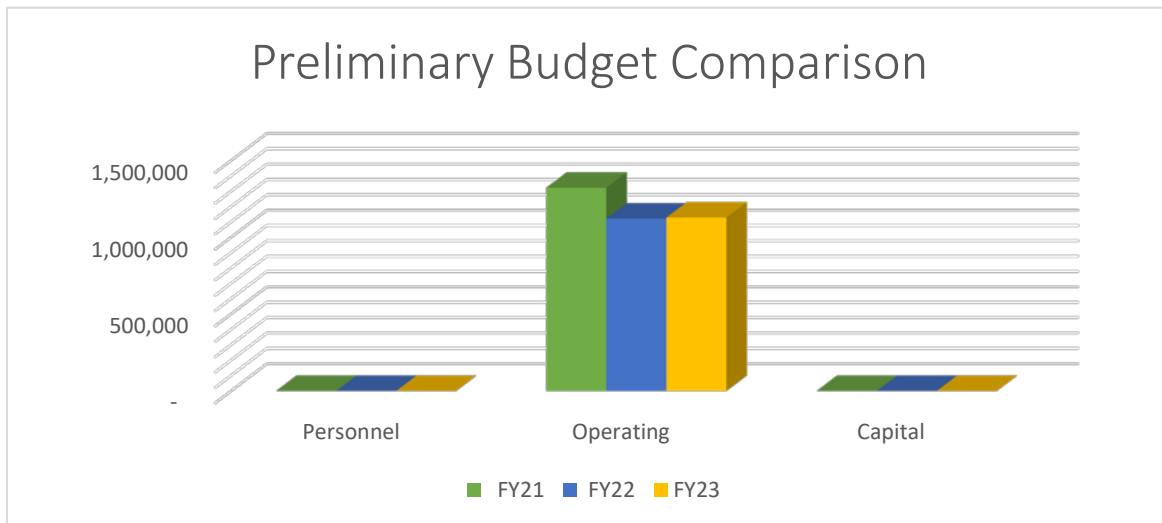
- Calendar year 2020 brought the team over 2,700 applications, in which we hired 207 individuals in the process. The HR team processed almost a thousand Personnel Actions. All Personnel Actions were handled by the team in an efficient and timely manner.
- This year the Human Resources team has brought to completion all departments into the NeoGov Performance evaluation system. This continued investment in both time and resources has shown impressive dividends. Perform has allowed for the electronic process of performance reviews creating more specific reviews and improved tracking.
- The City's eLearning platform permitted HR to distribute vital training in a tough COVID-19 environment. This allowed the City to maintain its continued efforts for all required compliance and safety training.
- In FY22, the Human Resources Department will double its efforts towards employee wellness. This calendar year, we were unable to perform preventative medical assessments due to COVID-19 restrictions. The health and wellbeing of our employees is vital, and we will ensure that we are budgeting appropriately for continued service goals.

### FY 2023 GOALS/OBJECTIVES:

- Complete update of Administrative Regulations
- Updated Employee Handbook
- Completion of the NEOGOV Insight program for ease of use with departmental recruiters.
- Wellness programs designed for both a healthier lifestyle and financial wellness. In addition, completion of baseline medical screening for early detection of health concerns.

## 010181 - Risk Insurance

010181



Expenditures	Preliminary Budget			% Change	Actual Expenditures	
	FY21	FY22	FY23	FY 22 to 23	FY21	FY22*
Personnel	-	-	-	0%	-	-
Operating	1,323,742	1,122,189	<b>1,129,500</b>	1%	1,226,740	1,200,829
Capital	-	-	-	0%	-	-
<b>Total</b>	<b>1,323,742</b>	<b>1,122,189</b>	<b>1,129,500</b>		<b>1,226,740</b>	<b>1,200,829</b>

\*FY22 includes 9.5 months of activity

### BUDGET HIGHLIGHTS:

General Liability insurance, fees, claims by others, and retiree health insurance expenses is projected to be \$1,129,500.



## 010181 - Risk Insurance

**PROGRAM DESCRIPTION:**

Insurance/Risk Management serves as the cost center for the employer's contribution for retirees.

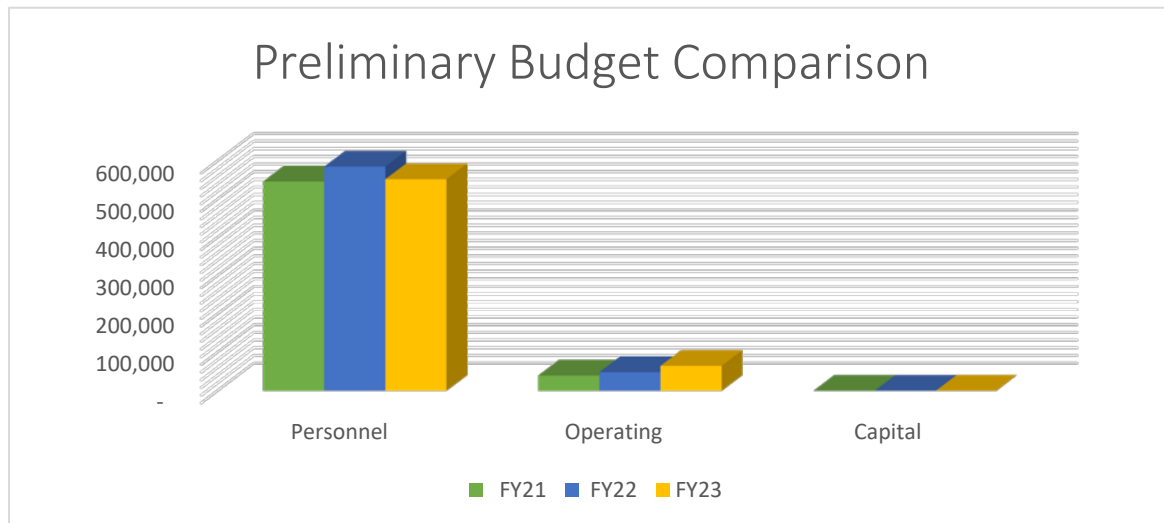
General Liability insurance premiums, claims and deductibles are also included in this division.

**FY 2023 GOALS/OBJECTIVES:**

- Explore cost reduction strategies related to liability insurance premiums and claims
- Continue education/safety program/training to lower insurance claims
- Increase buy-in from department heads and employees for safety conscious mentality to prevent incidents, accidents and claims

# 010190 - Motor Vehicle Department

010190



Expenditures	Preliminary Budget			% Change	Actual Expenditures	
	FY21	FY22	FY23	FY 22 to 23	FY21	FY22*
Personnel	546,715	585,665	<b>552,626</b>	-6%	501,264	440,779
Operating	39,994	48,820	<b>65,220</b>	34%	73,503	28,292
Capital	-	-	-	0%	-	-
<b>Total</b>	<b>586,709</b>	<b>634,485</b>	<b>617,846</b>		<b>574,767</b>	<b>469,071</b>

\*FY22 includes 9.5 months of activity

## BUDGET HIGHLIGHTS:

Staffing within the Motor Vehicle Division will remain constant to FY21 levels with 8 employees.

## 010190 - Motor Vehicle Department

Location 0190

Position Desc	FTE	Salary	Other Wages	Benefits	Salary & Benefits
MVD ASSISTANT	5.00	212,514	5,100	129,222	346,835
MVD OFFICE MGR	1.00	73,590	8,126	35,146	116,862
MVD SPECIALIST	1.00	52,270	2,340	29,742	84,352
FSA			0	270	270
Overtime			4,000	306	4,306
<b>Grand Total</b>	<b>7.00</b>	<b>338,374</b>	<b>19,566</b>	<b>194,685</b>	<b>552,626</b>

### PROGRAM DESCRIPTION:

The City of Hobbs is under contract with the State of NM to operate a local Motor Vehicle Department. The City conducts all transactions in accordance with rules and regulations promulgated by the State of New Mexico Motor Vehicle Department. This division reports personnel, operations and capital costs required to perform this service.

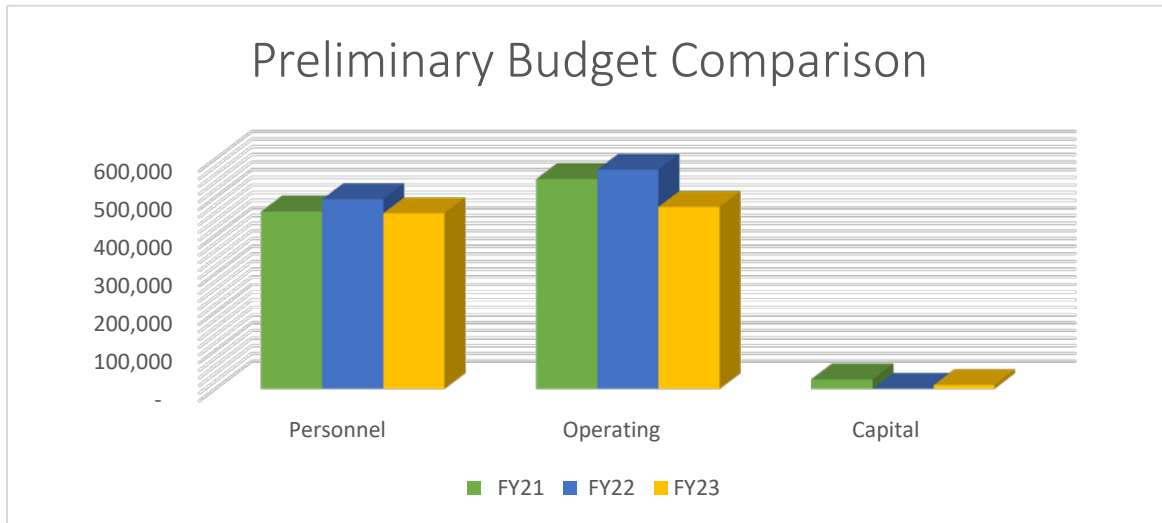
### FY 2023 GOALS/OBJECTIVES:

The objective of the Motor Vehicle Department is to efficiently process the transactions requested by citizens of Hobbs on a day to day basis in accordance with all applicable state laws, rules, and regulations.

In the upcoming year our goal is to continue to look for innovative ways to improve customer satisfaction with our delivery of service.

## 010201 - Police Administration

010201



Expenditures	Preliminary Budget			% Change	Actual Expenditures	
	FY21	FY22	FY23	FY 22 to 23	FY21	FY22*
Personnel	462,927	495,353	<b>458,551</b>	-7%	396,462	380,317
Operating	548,100	572,726	<b>475,225</b>	-17%	375,364	355,561
Capital	25,000	-	<b>10,000</b>	0%	26,189	52,250
<b>Total</b>	<b>1,036,027</b>	<b>1,068,079</b>	<b>943,776</b>		<b>798,015</b>	<b>788,128</b>

\*FY22 includes 9.5 months of activity

### BUDGET HIGHLIGHTS:

We are working to expand impactful programs that will draw applicants to our department and improve the retention of our officers.

# 010201 - Police Administration

Location 0201

Position Desc	FTE	Salary	Other Wages	Benefits	Salary & Benefits
POLICE ADMINISTRATIVE ASSISTANT	1.00	51,542	2,160	29,513	83,216
POLICE CHIEF	1.00	106,018	0	38,382	144,399
POLICE DEPUTY CHIEF	1.00	146,411	6,600	74,650	227,661
FSA			0	45	45
Overtime			3,000	230	3,230
<b>Grand Total</b>	<b>3.00</b>	<b>303,971</b>	<b>11,760</b>	<b>142,819</b>	<b>458,551</b>

## PROGRAM DESCRIPTION:

The Hobbs Police Department responded to 46,235 calls for service in 2021 which is an increase of 1,214 calls from the previous year. This increase is possibly attributed to lessened restrictions related to the pandemic. Reported crime stayed virtually the same. HPD is currently budgeted for 106 certified officer positions throughout the agency. HPD is currently staffed with 89 officers.

The mission of the Hobbs Police Department is to improve safety and reduce criminal activity within our city. We are continually implementing new methods in which we track statistical crime trends and over lay intelligence to work towards solutions for our communities problems.

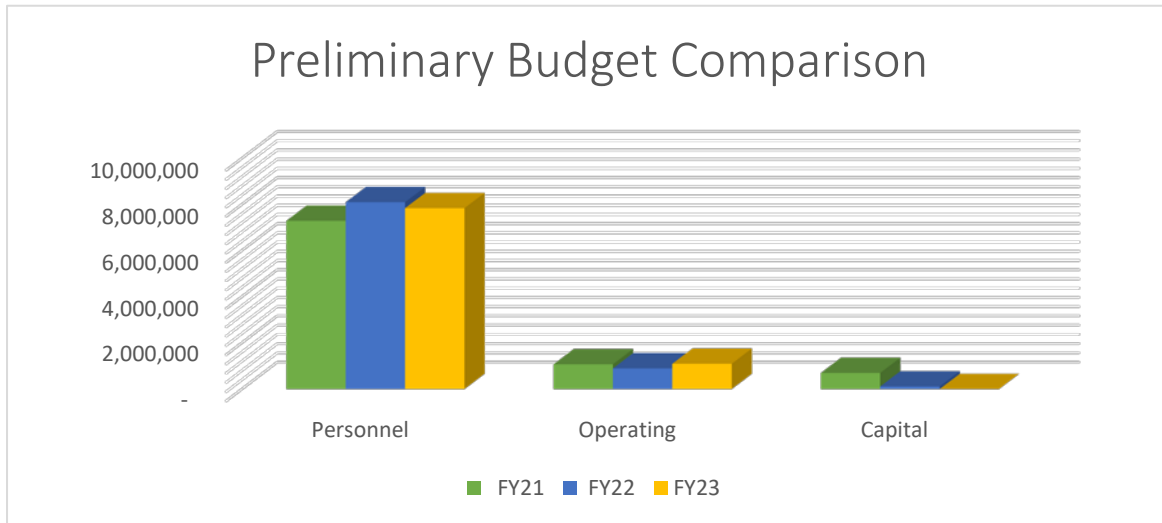
HPD will also work to accomplish our mission through building community trust and partnerships. The Community Relations Team and the Neighborhood Enforcement Team work to create opportunities to engage with citizens and include our other divisions in these interactions. It is the responsibility of every team member at HPD to work in creating positive interactions with members of our community.

## FY 2023 GOALS/OBJECTIVES:

- Continue a recruiting and retention plan to reduce the number of open positions and improve our services to the community.
- Reduce crime and become more efficient at identifying offenders and trends in criminal activity within our city through criminal intelligence sharing, statistical analysis and technology.
- Continue to build on our community engagement programs and work with our citizens to be partners in public safety.
- Place an emphasis on teamwork between the four operational divisions.

# 010202 - Police Patrol

010202



Expenditures	Preliminary Budget			% Change	Actual Expenditures	
	FY21	FY22	FY23	FY 22 to 23	FY21	FY22*
Personnel	7,290,438	8,099,851	<b>7,840,921</b>	-3%	7,520,127	5,894,451
Operating	1,075,231	896,943	<b>1,098,858</b>	23%	741,285	760,841
Capital	700,000	115,000	-	-100%	402,161	528,200
<b>Total</b>	<b>9,065,669</b>	<b>9,111,794</b>	<b>8,939,780</b>		<b>8,663,574</b>	<b>7,183,492</b>

\*FY22 includes 9.5 months of activity

## BUDGET HIGHLIGHTS:

- Update current technology within the patrol vehicles to increase efficiency and safety for officers and the public.
- Replace handheld radio units in the department.

# 010202 - Police Patrol

Location 0202

Position Desc	FTE	Salary	Other Wages	Benefits	Salary & Benefits
POLICE CAPTAIN	1.00	113,256	1,560	69,551	184,367
POLICE LIEUTENANT	4.00	371,197	11,000	197,407	579,604
POLICE OFFICER	47.00	2,867,072	210,950	1,811,480	4,889,502
POLICE SERGEANT	6.00	508,435	21,240	321,469	851,144
POLICE SERVICE AIDE	1.00	46,675	5,500	20,009	72,184
POLICE PURCHASING AND SUPPLY SPECIALIST	1.00	53,872	11,197	33,046	98,115
FSA			0	360	360
Overtime			1,140,000	25,644	1,165,644
<b>Grand Total</b>	<b>60.00</b>	<b>3,960,507</b>	<b>1,401,447</b>	<b>2,478,967</b>	<b>7,840,921</b>

## PROGRAM DESCRIPTION:

The Patrol Division is responsible for answering all calls for service that come into the Hobbs Police Department. Officers are also responsible for conducting patrol activities to deter criminal activity and improve traffic safety within our community. We currently have one filled Public Service Aide position responsible for non-priority call for service. We have one Public Service Aid position available.

Patrol Officers are responsible for conducting initial investigations for calls for service they respond to. They conduct DWI patrols and other proactive criminal patrols as necessary.

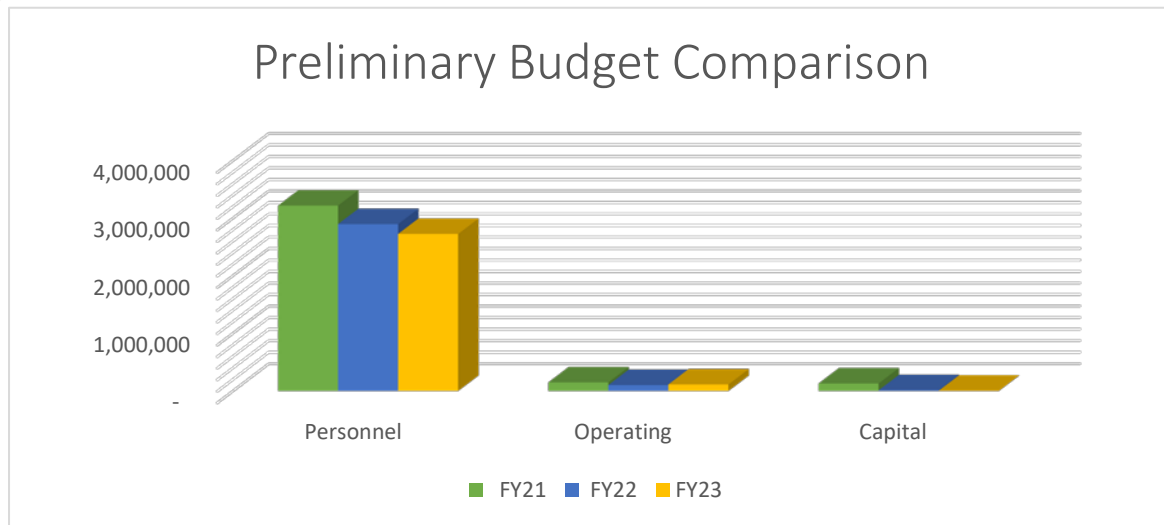
Officers work to have professional interactions with members of the community in an effort to build public trust and good community relations. During all contacts Officers are expected to be professional and represent the city and our department in a manner in which we can all be proud.

## FY 2023 GOALS/OBJECTIVES:

- Reduce criminal activity through proactive patrol activities and intelligence.
- Create positive interactions with members of our community.
- Continue to work to improve traffic safety throughout our community.
- Train and develop our personnel to continue to attempt to achieve the mission of the department.
- Recruit and staff to capacity.
- Re-instate traffic unit

## 010203 - Police Criminal Investigation

010203



Expenditures	Preliminary Budget			% Change	Actual Expenditures	
	FY21	FY22	FY23	FY 22 to 23	FY21	FY22*
Personnel	3,219,396	2,897,290	<b>2,726,402</b>	-6%	2,470,712	1,774,229
Operating	149,500	103,500	<b>114,500</b>	11%	46,013	52,544
Capital	131,330	13,000	<b>5,000</b>	-62%	104,008	12,716
<b>Total</b>	<b>3,500,226</b>	<b>3,013,790</b>	<b>2,845,902</b>		<b>2,620,733</b>	<b>1,839,489</b>

\*FY22 includes 9.5 months of activity

### BUDGET HIGHLIGHTS:

Purchase digital smart screen in CID conference room.



## 010203 - Police Criminal Investigation

Location 0203

Position Desc	FTE	Salary	Other Wages	Benefits	Salary & Benefits
CRIME SCENE TECH	4.00	205,338	18,426	138,558	362,321
POLICE CAPTAIN	1.00	111,072	1,380	68,596	181,048
POLICE DETECTIVE	11.00	733,366	34,039	397,369	1,164,774
POLICE INVESTIGATIVE ASSISTANT	1.00	36,442	1,500	37,568	75,509
POLICE LIEUTENANT	1.00	94,578	15,380	67,345	177,302
POLICE SERGEANT	2.00	181,938	9,530	115,521	306,988
POLICEINVESTIGAIDE	3.00	125,674	2,460	67,273	195,406
FSA			0	315	315
Overtime			250,000	12,739	262,739
<b>Grand Total</b>	<b>23.00</b>	<b>1,488,406</b>	<b>332,713</b>	<b>905,283</b>	<b>2,726,402</b>

### PROGRAM DESCRIPTION:

Criminal Investigations Division (CID) is responsible for the overall direction of the of the departments investigative efforts targeting individual offenders as well as the disruption and dismantling of criminal organizations involved in violent crime, property crime, fraud, and computer crimes.

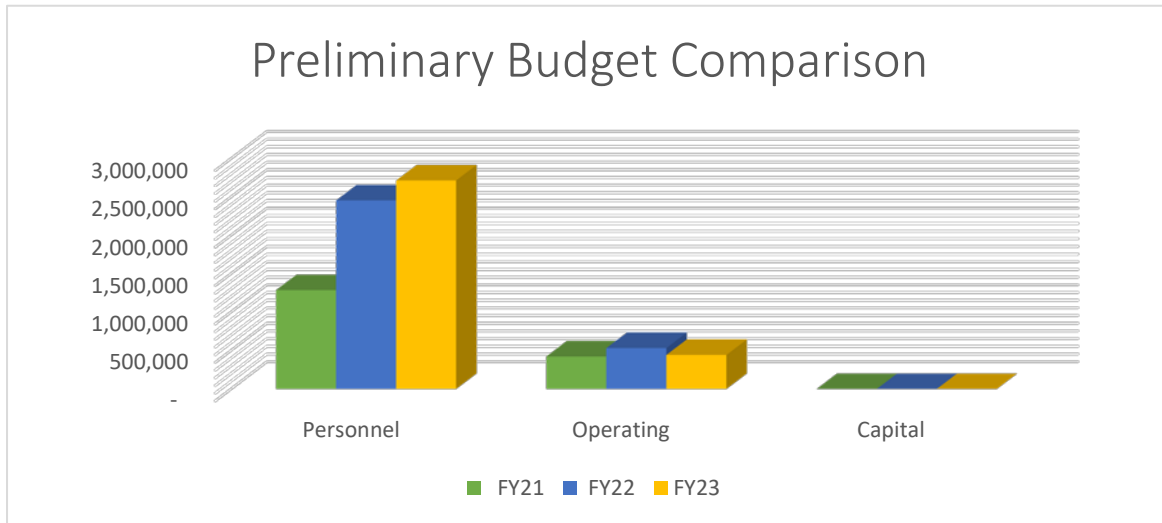
The division assists with investigations for misdemeanor and felony crimes, ensuring they meet evidentiary requirements under New Mexico State Statues and City Ordinances. Each case is reviewed and prepared for prosecution to ensure the case is complete and victims' rights are protected. Investigators may be responsible for locating, interviewing and transporting complainants, witnesses and defendants. At times, they will obtain and serve legal documents; coordinate investigations with Federal, State, and local law enforcement agencies. Investigators execute evidentiary search warrants and arrest warrants.

### FY 2023 GOALS/OBJECTIVES:

- Remodel current evidence section and add more space utilizing the crime lab and CST office space
- Identify crimes trends and implement enforcement efforts to decrease criminal activity.
- Process crime scenes at the highest level possible while using the most leading and premiere technology available.

# 010204 - Police Support

010204



Expenditures	Preliminary Budget			% Change	Actual Expenditures	
	FY21	FY22	FY23	FY 22 to 23	FY21	FY22*
Personnel	1,286,021	2,455,819	<b>2,716,559</b>	11%	1,474,039	1,608,184
Operating	422,805	532,512	<b>443,000</b>	-17%	203,793	348,194
Capital	-	-	-	0%	-	-
<b>Total</b>	<b>1,708,826</b>	<b>2,988,331</b>	<b>3,159,559</b>		<b>1,677,832</b>	<b>1,956,377</b>

\*FY22 includes 9.5 months of activity

## BUDGET HIGHLIGHTS:

Currently we are down 25 officers from our authorized strength. Covid 19 has hampered our recruiting efforts over the last two years. We have recently started recruiting again and hope to get back to pre-covid levels. We also hope to bolster our efforts in community relations similar to pre-covid levels.

# 010204 - Police Support

Location 0204

Position Desc	FTE	Salary	Other Wages	Benefits	Salary & Benefits
ACCREDITATION MGR	1.00	49,858	0	44,810	94,668
IPRA COORDINATOR	2.00	78,998	0	71,059	150,057
IT SECURITY SPST	1.00	63,939	0	23,148	87,087
POLICE CAPTAIN	1.00	110,947	1,680	59,989	172,616
POLICE LIEUTENANT	1.00	98,114	13,569	67,968	179,650
POLICE SERGEANT	2.00	180,690	6,599	122,539	309,828
RECORDS TECHNICIAN	4.00	147,222	3,302	89,112	239,636
RECORDSADMINISTRATOR	1.00	59,072	1,500	31,711	92,283
SUPPORT SRVCS ASSIST	1.00	29,890	0	6,644	36,534
TECHNOLOGY ADMIN	1.00	94,162	4,600	61,024	159,786
POLICE OFFICER - CRT	3.00	200,720	2,487	78,990	282,197
POLICE OFFICER - SRO	5.00	370,781	13,619	252,110	636,509
POLICE SERGEANT - SRO	1.00	93,018	8,676	39,226	140,920
FSA			0	225	225
Overtime			125,000	9,563	134,563
<b>Grand Total</b>	<b>24.00</b>	<b>1,577,410</b>	<b>181,032</b>	<b>958,117</b>	<b>2,716,559</b>

## PROGRAM DESCRIPTION:

The Support Services Division of the Hobbs Police Department oversees several areas:

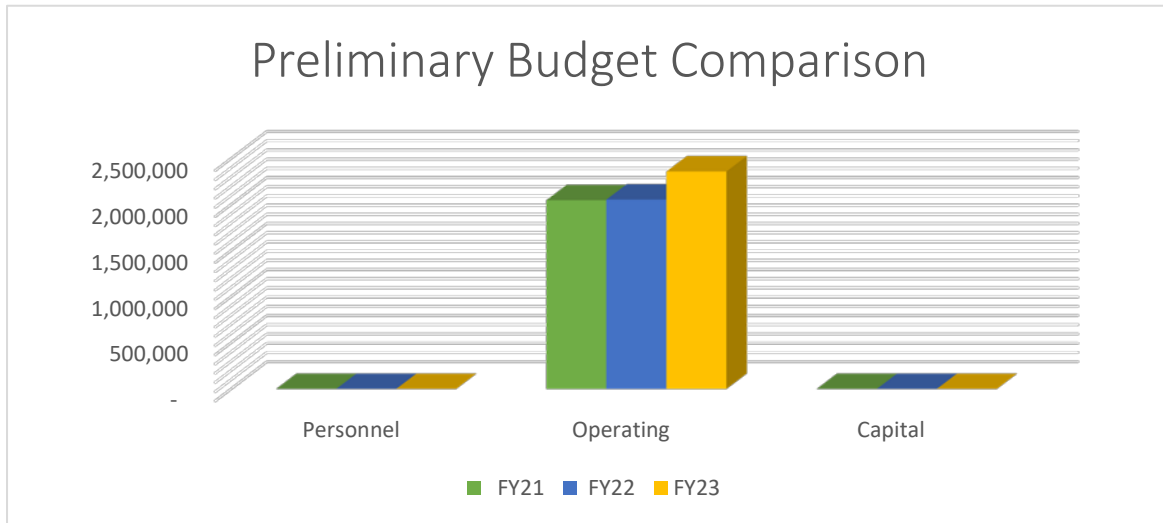
- Records Management
- Training and Recruiting
- Crime Intelligence
- Criminal Statistical Data
- School Resource Officer's
- Community Relation Team
- Internal Affairs
- New Mexico Law Enforcement Accreditation

## FY 2023 GOALS/OBJECTIVES:

- Get recruiting and training back to pre-Covid 19 levels.
- Improve our personnel numbers.
- Maintain accredited status and prepare for next accreditation process (2024)
- Maintain SRO levels.

## 010205 - Police Communication

010205



Expenditures	Preliminary Budget			% Change	Actual Expenditures	
	FY21	FY22	FY23	FY 22 to 23	FY21	FY22*
Personnel	-	-	-	0%	-	-
Operating	2,048,026	2,055,000	<b>2,361,133</b>	15%	1,727,148	1,951,606
Capital	-	-	-	0%	-	-
<b>Total</b>	<b>2,048,026</b>	<b>2,055,000</b>	<b>2,361,133</b>		<b>1,727,148</b>	<b>1,951,606</b>

\*FY22 includes 9.5 months of activity

### BUDGET HIGHLIGHTS:

Through a Joint Powers Agreement, the City of Hobbs and Lea County share the cost of running LCCA and the county wide radio system in a 50/50 split.

## 010205 - Police Communication

**PROGRAM DESCRIPTION:**

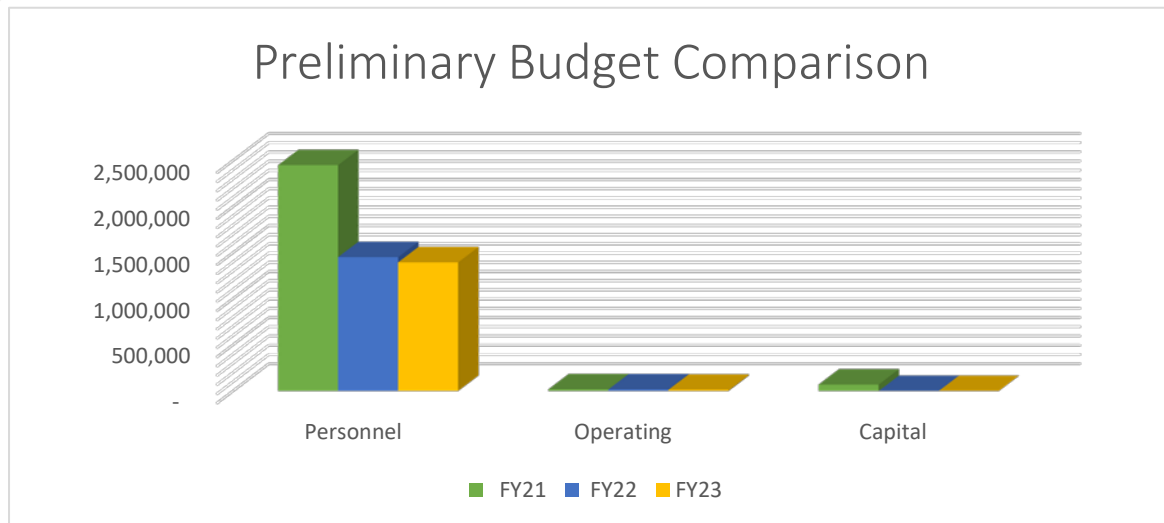
The Communications budget is utilized for two purposes, the first being the funding mechanism for the COH's portion of the Lea County Communication Authority expenses. This includes salaries and benefits for dispatchers, operational costs, and costs associated with the LCCA radio system.

**FY 2023 GOALS/OBJECTIVES:**

Continue our partnership with Lea County in operating the LCCA efficiently and effectively.

## 010206 - Police Detention

010206



Expenditures	Preliminary Budget			% Change	Actual Expenditures	
	FY21	FY22	FY23	FY 22 to 23	FY21	FY22*
Personnel	2,451,358	1,451,724	<b>1,395,297</b>	-4%	1,144,984	959,387
Operating	18,000	17,000	<b>13,500</b>	-21%	8,286	3,719
Capital	70,000	-	-	0%	-	-
<b>Total</b>	<b>2,539,358</b>	<b>1,468,724</b>	<b>1,408,797</b>		<b>1,153,271</b>	<b>963,105</b>

\*FY22 includes 9.5 months of activity

### BUDGET HIGHLIGHTS:

The jail is in a state of transition toward becoming a booking/transport facility. This will require an additional vehicle for transport, potential internal modifications, more training and potentially more personnel.

## 010206 - Police Detention

Location 0206

Position Desc	FTE	Salary	Other Wages	Benefits	Salary & Benefits
DETENTION ADMINISTRA	1.00	69,576	600	33,098	103,274
DETENTION OFFICER	11.00	573,664	8,665	273,686	856,014
DETENTION SHIFT SPV	3.00	193,107	10,649	108,366	312,122
FSA			0	90	90
Overtime			115,000	8,798	123,798
<b>Grand Total</b>	<b>15.00</b>	<b>836,347</b>	<b>134,913</b>	<b>424,037</b>	<b>1,395,297</b>

### PROGRAM DESCRIPTION:

The Hobbs Municipal Detention Facility holds inmates who are arrested by Hobbs Police Officers and houses those in custody and sentenced on Hobbs City Jail charges. The facility processed 2890 intakes of 1715 inmates in 2021. The average daily Population for 2021 was 12 with an Average Length of Stay being 10 hours. The facility does this with 12 detention officers, three detention supervisors, and one jail administrator. They work with the Hobbs Municipal Court, Hobbs Magistrate Court and the Lea County District Court. Any inmate charged under a Hobbs Municipal Ordinance will serve all time imposed by the Hobbs

Municipal Judge at our facility. Offenders charged with State Statute violations are processed through the facility and transferred to the Lea County Detention Center from our facility as soon as feasible to limit city liability previously associated with more serious offenders being held in our jailor extended periods of time.

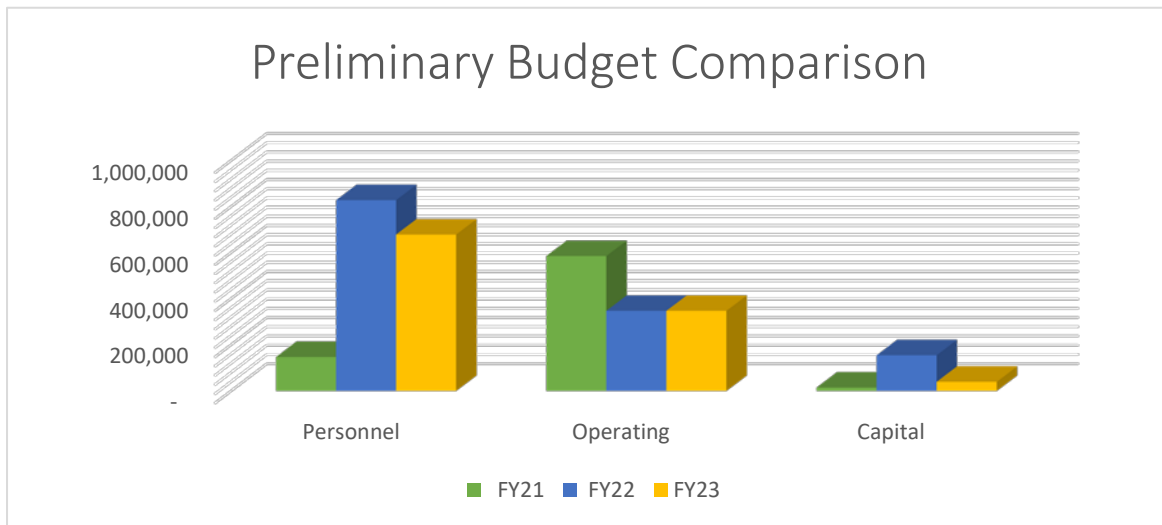
Our Mission is to operate the Detention Facility in a constitutional manner in compliance with New Mexico Jail Standards, and provide a safe and orderly living environment for both detainees and staff. We also strive to process inmates efficiently at intake so the arresting officers are able to resume patrol duties in a timely manner in order to increase safety for all citizens of the city of Hobbs.

### FY 2023 GOALS/OBJECTIVES:

- Consider transferring all arrestees to LCDC in order to limit city liability related to jail while maximizing Patrol availability to protect and serve.
- Court appearances at our jail will only be conducted in emergency situations.
- Provide a safe environment for inmates, as well as staff to supervise inmates.
- Possible roof replacement to eliminate leaks during inclement weather.

## 010207- Police Eagle IC

010207



Expenditures	Preliminary Budget			% Change	Actual Expenditures	
	FY21	FY22	FY23	FY 22 to 23	FY21	FY22*
Personnel	147,341	828,494	<b>679,015</b>	-18%	442,297	405,091
Operating	585,559	347,500	<b>347,500</b>	0%	585,159	149,343
Capital	15,000	155,000	<b>40,000</b>	-74%	49,668	25,894
<b>Total</b>	747,900	1,330,994	<b>1,066,515</b>		1,077,124	580,328

\*FY22 includes 9.5 months of activity

### BUDGET HIGHLIGHTS:

Replace end of life servers, new cameras, and software in order to obtain and work efficiently. This will also provide safety to more areas of the city than what is currently covered. Complete our network upgrades for safety concerns and other compatibility issues.



## 010207- Police Eagle IC

Location 0207

Position Desc	FTE	Salary	Other Wages	Benefits	Salary & Benefits
INTELLIGENCE ANALYST	1.00	61,152	0	31,418	92,570
POLICE SERGEANT	1.00	85,114	0	57,945	143,058
POLICE OFFICER - EIC	1.00	60,320	12,000	36,683	109,003
POLICE OFFICER - EIC	4.00	206,170	0	79,636	285,806
FSA			0	135	135
Overtime			45,000	3,443	48,443
<b>Grand Total</b>	<b>7.00</b>	<b>412,755</b>	<b>57,000</b>	<b>209,260</b>	<b>679,015</b>

### PROGRAM DESCRIPTION:

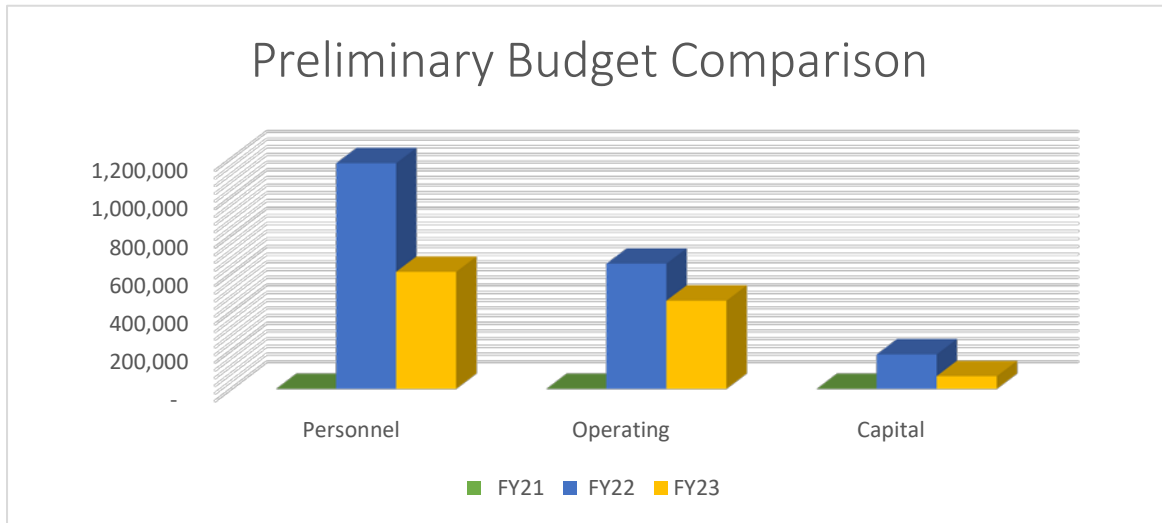
The primary function of the EAGLE IC is to be a real time source of intelligence for our responding officers and investigators. The EAGLE IC Officers accomplish this through access to numerous computer data bases that are both LE sensitive and public sources of information. Camera systems play an important role in the ability to provide real time information to responding patrol officers. These camera systems also provide evidence that routinely spurns leads in criminal cases that result in prosecution and conviction of offenders who would otherwise likely not be prosecuted.

### FY 2023 GOALS/OBJECTIVES:

- Maintain upkeep to existing cameras. Add additional cameras to city parks not already monitored.
- Complete securing our network to establish secure connections to other Law Enforcement databases for the ability to provide real time services to our community.
- Replace all of the monitors on the video wall in Eagle.
- Upgrade biometric readers.
- Add another IT support tech

## 010208 - Police Community Service - HAAC

010208



Expenditures	Preliminary Budget			% Change	Actual Expenditures	
	FY21	FY22	FY23	FY 22 to 23	FY21	FY22*
Personnel	-	1,176,061	<b>609,776</b>	-48%	391,031	922,533
Operating	-	652,445	<b>459,265</b>	-30%	260,794	466,949
Capital	-	180,000	<b>67,000</b>	-63%	30,000	134,211
<b>Total</b>	-	2,008,507	<b>1,136,041</b>		681,825	1,523,692

\*FY22 includes 9.5 months of activity

### BUDGET HIGHLIGHTS:

Highlights in our 2023 budget include line items that support our goals to help serve both the animal and human population of Hobbs. Highlights from the professional services line to continue to provide veterinary services for sterilization, health certificates, and microchipping, all of which help us to obtain our goal of maintaining minimal euthanasia rates through fewer unwanted litters of pets. We are going to work towards educating the public of our spay/neuter program, microchipping ability and the responsibilities involved when taking on a pet which has the potential to increase our time the vet will spend in the facility. We have included updating our flooring in offices and hallways, as well as updating door locks. This is a much needed upgrade to help with the sanitation and safety and safety of staff and volunteers at all times. These are items that were not included in the awarded grant. We have also included the ongoing replacement to our kennels. We have purchased one set of kennels but would like to continue the overhaul process.

## 010208 - Police Community Service - HAAC

Location 0208

Position Desc	FTE	Salary	Other Wages	Benefits	Salary & Benefits
VETERINARY ASSISTANT	2.00	91,354	2,160	71,063	164,577
ANIMAL ADOPTION CENTER MANAGER	1.00	64,085	3,724	52,277	120,086
ANIMAL SHELTER ASSISTANT	1.00	27,643	0	24,960	52,604
ANIMAL ADOPTION ATTENDANT	5.00	149,448	0	94,871	244,319
FSA			0	203	203
Overtime			26,000	1,989	27,989
<b>Grand Total</b>	<b>9.00</b>	<b>332,530</b>	<b>31,884</b>	<b>245,363</b>	<b>609,776</b>

### PROGRAM DESCRIPTION:

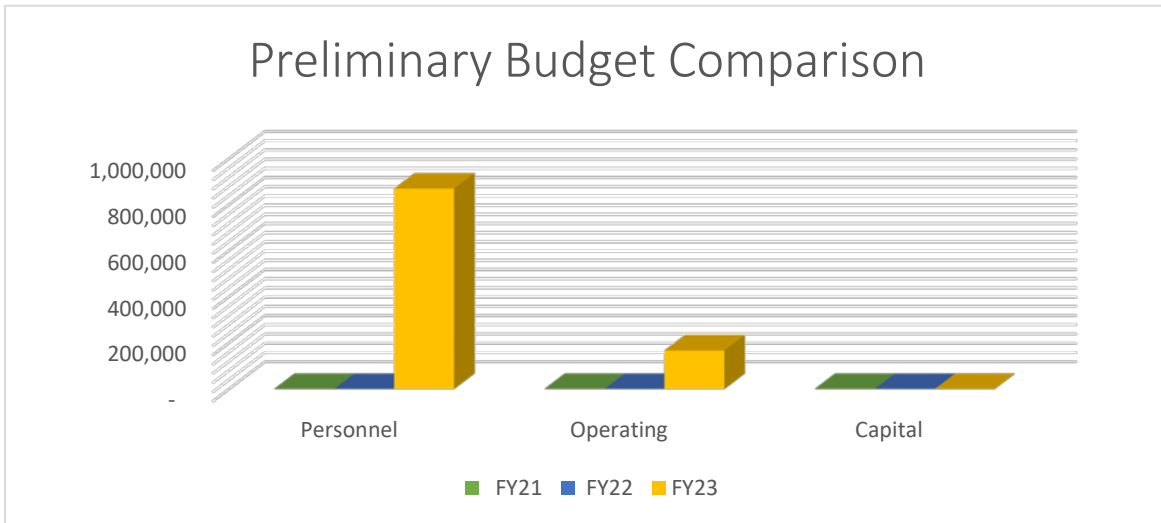
HPD- Community Services (Animal Adoption)

### FY 2023 GOALS/OBJECTIVES:

- Continue working towards ideas/methods/goals to maintain minimal euthanasia rates
- Increase community responsibility/awareness of pet ownership
- Increase safety and security of the all staff involved with daily processes
- Complete/maintain upgrades and repairs that are warranted at HAAC

# 010209 - Police Community Service - Code Enforcement

010209



Expenditures	Preliminary Budget			% Change	Actual Expenditures	
	FY21	FY22	FY23	FY 22 to 23	FY21	FY22*
Personnel	-	-	<b>870,172</b>	0%	-	-
Operating	-	-	<b>167,000</b>	0%	-	-
Capital	-	-	-	0%	-	-
<b>Total</b>	-	-	<b>1,037,172</b>		-	-

\*FY22 includes 9.5 months of activity

**BUDGET HIGHLIGHTS:**

Highlights from the professional services line to continue to work to clean up the city of Hobbs. Code Enforcement-

Highlights in our 2023 budget include the increase of line items 010208-42601 to continue efforts related to the life, safety and health hazards of sitting properties that have been in the process of demolishing or needing to be demolished. We are also looking at advance training for all code enforcement, animal control, and supervisors.

## 010209 - Police Community Service - Code Enforcement

Location 0209

Position Desc	FTE	Salary	Other Wages	Benefits	Salary & Benefits
POLICE CAPTAIN	1.00	112,965	6,488	71,227	190,680
CODE ENFORCEMENT SUPERVISOR	1.00	58,365	3,100	32,158	93,623
CODE ENFORCEMENT OFFICER	5.00	198,702	0	101,601	300,304
ANIMAL CONTROL OFFICER	2.00	83,762	271	40,607	124,639
COMMUNITY SERVICES ADMINISTRATIVE COORDINAT	1.00	66,914	600	51,227	118,740
FSA			0	203	203
Overtime			39,000	2,984	41,984
<b>Grand Total</b>	<b>10.00</b>	<b>520,707</b>	<b>49,460</b>	<b>300,005</b>	<b>870,172</b>

### PROGRAM DESCRIPTION:

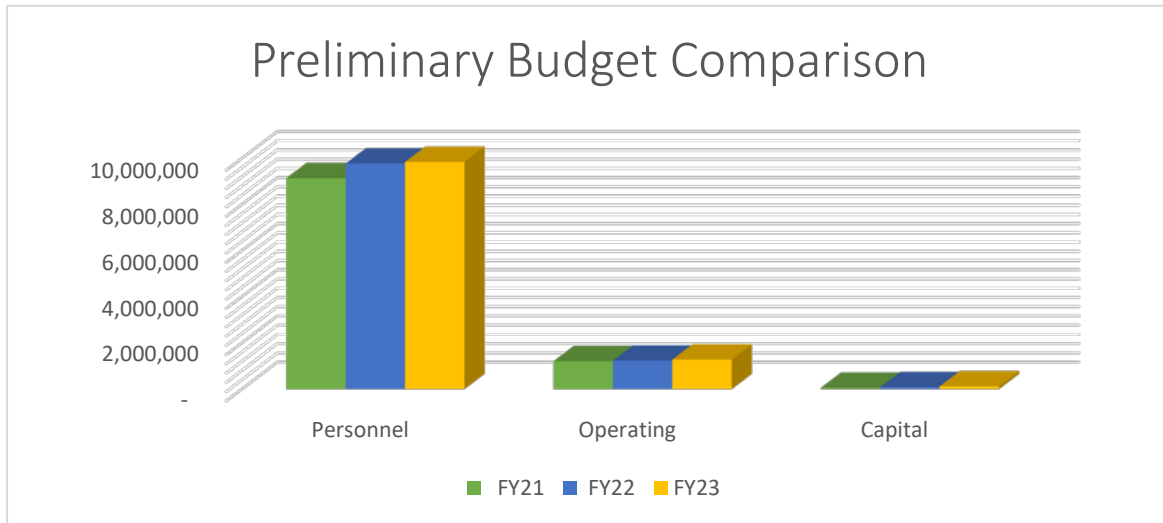
HPD- Community Services (Code Enforcement)

### FY 2023 GOALS/OBJECTIVES:

- Increase community responsibility/awareness of code enforcement.
- Increase safety and security of the all staff involved with daily processes
- Removal of life, safety and health hazards by demolishing condemned properties

# 010220 - Fire Department

010220



Expenditures	Preliminary Budget			% Change	Actual Expenditures	
	FY21	FY22	FY23	FY 22 to 23	FY21	FY22*
Personnel	9,142,467	9,779,517	<b>9,845,558</b>	1%	8,879,621	7,555,593
Operating	1,208,410	1,232,395	<b>1,279,642</b>	4%	982,826	804,115
Capital	54,500	85,000	<b>120,000</b>	41%	277,418	50,877
<b>Total</b>	<b>10,405,377</b>	<b>11,096,912</b>	<b>11,245,200</b>		<b>10,139,865</b>	<b>8,410,586</b>

\*FY22 includes 9.5 months of activity

## BUDGET HIGHLIGHTS:

- Station #1 basement remodel
- Security enhancements at all stations
- Training opportunities for personnel
- Continue day to day operations for the fire department

## FY 2023 GOALS/OBJECTIVES:

- Ensure a professional and positive working environment for all personnel
- Recruiting and retention priorities
- Increase community outreach programs
- Be fiscally responsible and good stewards of taxpayer funds
- To facilitate the philosophy and direction set by the Commission by providing professionalism, education, and preservation as stated in our mission (PEP)

# 010220 - Fire Department

Location 0220

Position Desc	FTE	Salary	Other Wages	Benefits	Salary & Benefits
DRIVER ENG + PARA S	4.00	298,957	4,802	185,560	489,319
DRIVER ENGINEER	9.00	555,177	5,680	349,049	909,906
EMS BILLING SPEC.	1.00	57,470	0	41,372	98,843
EMS COORDINATOR BC	1.00	96,866	8,870	52,291	158,026
EMT SPECIALIST INTMD	2.00	89,856	0	90,684	180,540
EMT SPECIALIST PARAM	3.00	154,731	1,192	126,195	282,118
FIRE ACADEMY CADET	5.00	227,921	0	104,670	332,591
FIRE BATTALION CHIEF	3.00	309,967	12,406	210,477	532,850
FIRE CAPTAIN	12.00	1,089,226	34,454	727,304	1,850,984
FIRE CHIEF	1.00	126,610	11,298	83,403	221,311
FIRE DEPT ADMINISTRATIVE ASSISTANT	1.00	68,640	1,020	35,209	104,869
FIRE DEPUTY CHIEF	1.00	112,570	2,280	72,973	187,823
FIRE INSPECTOR	2.00	184,850	2,579	111,289	298,718
FIRE MARSHAL	1.00	102,586	12,182	49,078	163,846
FIRE TRAIN/ SAFE BC	1.00	98,218	1,478	66,647	166,342
FIREFIGHTER + PARA S	4.00	231,080	1,500	132,370	364,949
FIREFIGHTER SHIFT	24.00	1,205,330	5,245	786,772	1,997,346
FIREFIGHTER MOD DUTY	2.00	106,083	0	70,800	176,883
DRIVER ENGINEER PLUS PARAMEDIC SHIFT	2.00	125,169	6,727	107,898	239,793
EMT SPECIALIST PARAMEDIC	2.00	99,299	4,124	52,049	155,472
FSA			0	720	720
Overtime			910,000	22,309	932,309
<b>Grand Total</b>	<b>81.00</b>	<b>5,340,605</b>	<b>1,025,837</b>	<b>3,479,116</b>	<b>9,845,558</b>

## PROGRAM DESCRIPTION:

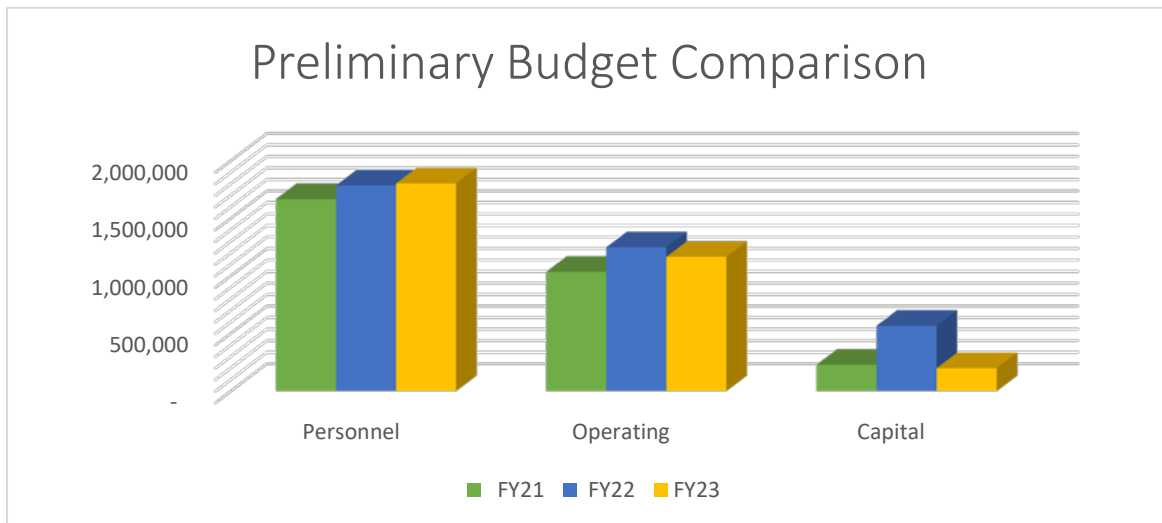
The Hobbs Fire Department provides a variety of Prevention, Suppression, Emergency Medical, Hazardous Material, and Rescue services. The services are delivered by 81 dedicated professionals from our 4 Fire Stations.

### Specific Programs and Service Delivery:

	<u>2020</u>	<u>2021</u>
Fire/Rescue Responses	1552	1613
Emergency Medical Calls	7788	9012
Fire Safety Inspections	462	595
Public Education Programs	5	44
Fire Investigations	80	70

## 010320 - Parks

010320



Expenditures	Preliminary Budget			% Change	Actual Expenditures	
	FY21	FY22	FY23	FY 22 to 23	FY21	FY22*
Personnel	1,665,779	1,784,747	<b>1,802,961</b>	1%	1,586,926	1,310,899
Operating	1,033,800	1,246,750	<b>1,164,750</b>	-7%	1,012,032	735,648
Capital	227,500	565,272	<b>198,500</b>	-65%	284,712	75,586
<b>Total</b>	<b>2,927,079</b>	<b>3,596,769</b>	<b>3,166,211</b>		<b>2,883,670</b>	<b>2,122,132</b>

\*FY22 includes 9.5 months of activity

### BUDGET HIGHLIGHTS:

- Playground Replacements at Heizer and Humble Parks
- Overlay Asphalt – Del Norte Park North Parking Lot
- Renovate Sand Volleyball Court at Del Norte Park
- Resurface Volleyball Court and Basketball Court at Fire Station 2 Park
- Equipment Lift



## 010320 - Parks

Location 0320

Position Desc	FTE	Salary	Other Wages	Benefits	Salary & Benefits
IRRIGATION TECHNICIA	3.00	130,166	3,000	94,751	227,917
PARK MAINT/CONST SPV	1.00	67,392	7,160	35,741	110,293
PARKS EQUIPMENT MECH	1.00	63,523	4,956	26,010	94,490
PARKS MAINT LEAD WKR	4.00	144,706	3,720	53,355	201,781
PARKS MAINT WORKER	7.00	220,834	0	127,287	348,121
PARKS SPECIALIST	4.00	173,992	2,100	86,709	262,802
PARKS SUPERINTENDENT	1.00	110,926	5,830	53,880	170,636
PARKS/ OS DIRECTOR	1.00	108,389	600	26,423	135,412
TREE TECHNICIAN	1.00	38,938	0	18,621	57,558
PARK TECHNICIAN	1.00	38,938	1,500	18,950	59,388
PARKS EQUIPMENT MECHANIC	1.00	38,938	0	9,371	48,309
FSA			0	135	135
Overtime			80,000	6,120	86,120
<b>Grand Total</b>	<b>25.00</b>	<b>1,136,741</b>	<b>108,866</b>	<b>557,354</b>	<b>1,802,961</b>

### PROGRAM DESCRIPTION:

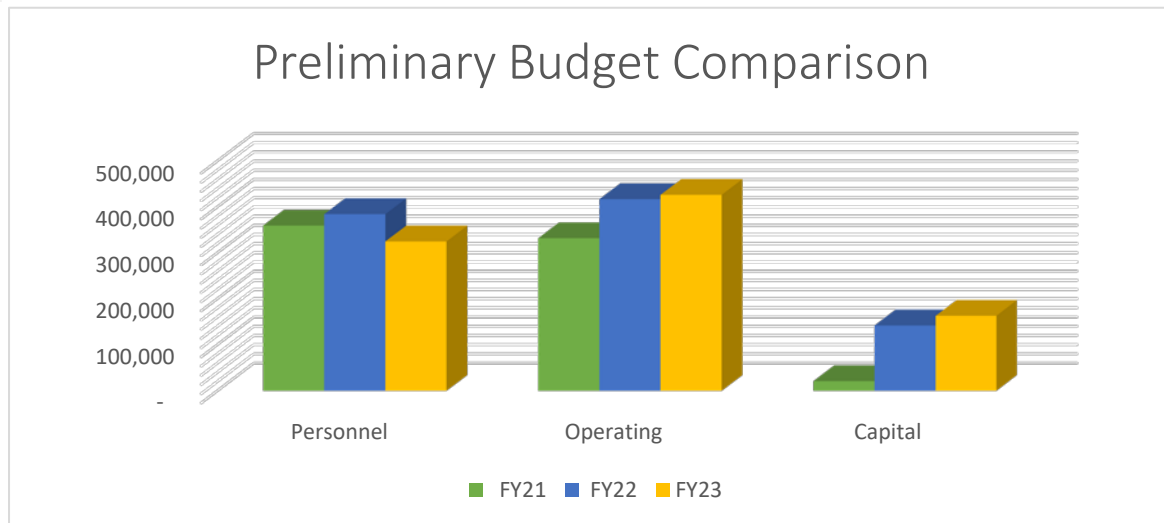
The Parks Division is responsible for grounds maintenance, landscaping, tree management, park construction, irrigation, horticultural services, rights of way and intersection maintenance, environmental lot mowing, turf and ornamental pesticide applications and structural pest. There are over 600 acres that staff provides reoccurring maintenance. Services are varied and range from the weekly mowing of all landscape areas to the more complex activities of park design planning and construction/installation of recreational areas.

### FY 2023 GOALS/OBJECTIVES:

- Continue to improve maintenance and update current parks and recreation facilities.
- Complete all capital projects approved by Commission/Administration.
- Identify and prioritize locations for new landscaping.
- Complete park improvements at Charlie Brown Park
- Paint interior and exterior of selected restrooms
- Improve natural turf quality throughout park system

## 010321 - Sports Fields

010321



Expenditures	Preliminary Budget			% Change	Actual Expenditures	
	FY21	FY22	FY23	FY 22 to 23	FY21	FY22*
Personnel	359,567	384,466	<b>324,970</b>	-15%	263,652	214,057
Operating	332,100	417,200	<b>426,525</b>	2%	293,791	234,553
Capital	21,100	142,000	<b>163,000</b>	15%	126,560	56,381
<b>Total</b>	<b>712,767</b>	<b>943,666</b>	<b>914,495</b>		<b>684,003</b>	<b>504,990</b>

\*FY22 includes 9.5 months of activity

### BUDGET HIGHLIGHTS:

- Concession Building Design/Cost at VMSC
- Seal Coat and Restripe MLK Soccer Plex Parking Lot
- Seal Coat areas at Veteran Memorial Sports Complex to extend asphalt life
- Bleachers/Shade at High School Fields Design/Cost at VMSC
- Towable Mower Deck for large areas/athletic fields

## 010321 - Sports Fields

Location 0321

Position Desc	FTE	Salary	Other Wages	Benefits	Salary & Benefits
PARKS SPECIALIST	1.00	42,931	0	10,470	53,401
SPORTFIELD MAINT WKR	3.00	89,669	0	41,161	130,830
SPORTS FIELD SPV	1.00	54,392	600	22,489	77,481
SPORTSFLD MAINT LEAD	1.00	33,634	0	8,095	41,728
Overtime			20,000	1,530	21,530
<b>Grand Total</b>	<b>6.00</b>	<b>220,626</b>	<b>20,600</b>	<b>83,744</b>	<b>324,970</b>

### PROGRAM DESCRIPTION:

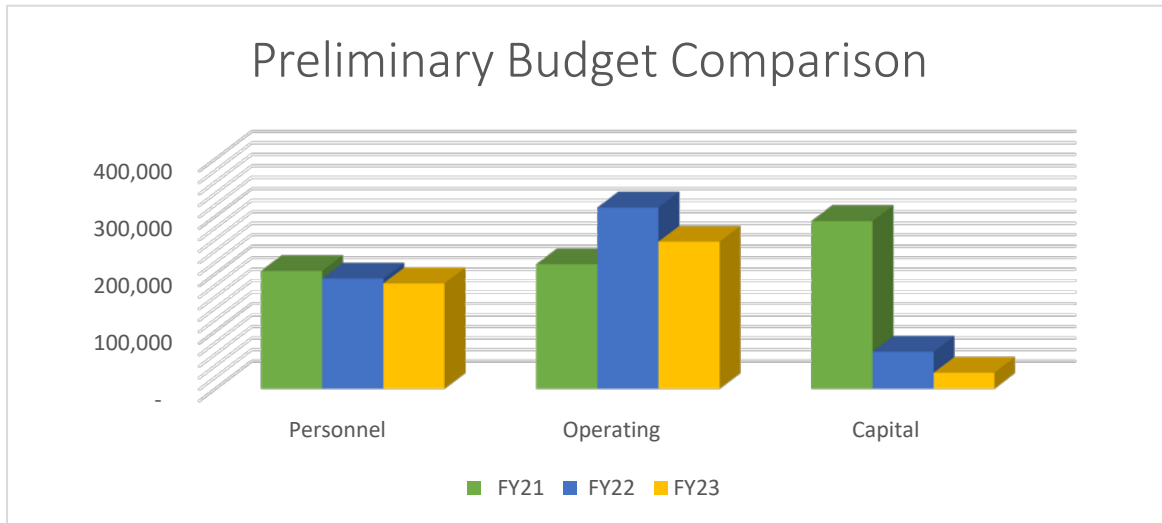
The Sports Field Division provides and maintains (18) baseball/softball fields, (13) soccer fields and (1) football field for the community. The total acreage maintained is just under 100 acres. Sports field personnel interact with many different sports leagues, college and high school teams that visit our facilities. Sports Fields facilities host youth and adult tournaments alike throughout the year.

### FY 2023 GOALS/OBJECTIVES:

- Extend asphalt life and reduce slips hazards from unraveled areas
- Continue to improve all sports facilities by providing professional maintenance and quality amenities.
- Continue to promote and attract league tournaments for complex exposure and local economic benefit.
- Improve quality of natural turf fields with turf management program

## 010326 - McAdams Park

010326



Expenditures	Preliminary Budget			% Change	Actual Expenditures	
	FY21	FY22	FY23	FY 22 to 23	FY21	FY22*
Personnel	205,179	191,845	<b>183,348</b>	-4%	171,519	151,467
Operating	216,700	315,600	<b>256,194</b>	-19%	264,804	120,104
Capital	292,000	64,500	<b>28,000</b>	-57%	20,155	59,499
<b>Total</b>	<b>713,879</b>	<b>571,945</b>	<b>467,542</b>		<b>456,479</b>	<b>331,071</b>

\*FY22 includes 9.5 months of activity

### BUDGET HIGHLIGHTS:

- Master Plan for Harry McAdams Park
- Hot Water Pressure Washer Trailer Unit
- Provide training opportunities for team members

# 010326 - McAdams Park

Location 0326

Position Desc	FTE	Salary	Other Wages	Benefits	Salary & Benefits
MCADAMSPARKMAINTWKR	1.00	33,675	0	17,350	51,026
PARKS SPECIALIST	1.00	53,352	4,051	23,143	80,546
MCADAMS PARK MAINTENANCE WORKER	1.00	31,221	0	7,638	38,859
Overtime			12,000	918	12,918
<b>Grand Total</b>	<b>3.00</b>	<b>118,248</b>	<b>16,051</b>	<b>49,049</b>	<b>183,348</b>

## PROGRAM DESCRIPTION:

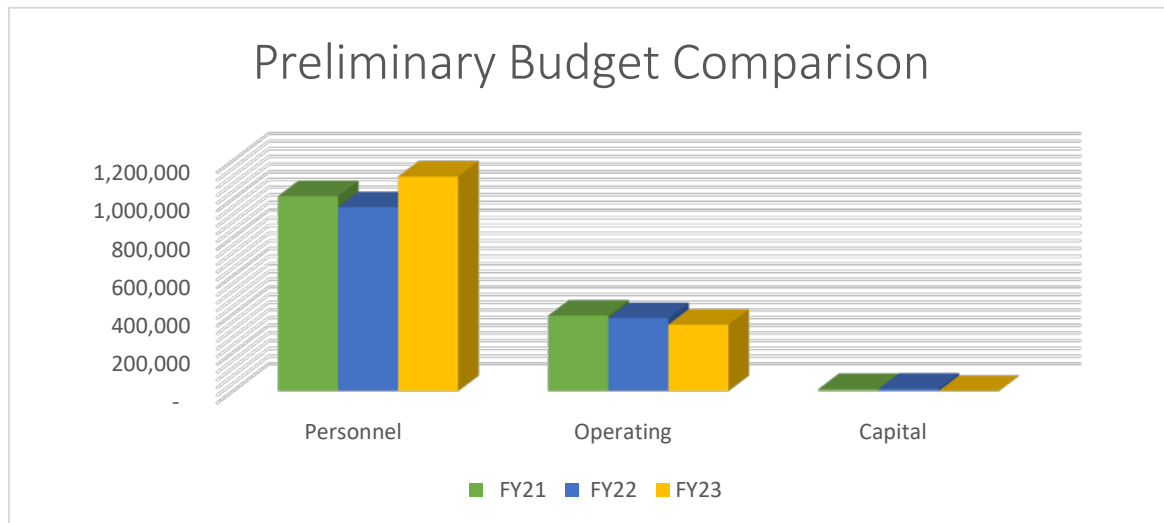
The McAdams Division is responsible for the overall grounds and landscape management operations for Harry McAdams Park, CORE, MVD, Fire Station #4, Suerte Retention, HIAP runways and Green Meadow Lake totaling 100 + acres. Staff enforces rules and regulations, collection of usage fees, maintenance of grounds and facilities, manages McAdams and Green Meadow Lake waters and maintenance of HIAP runways. Staff coordinates hosting recreational events such as disc golf tournaments, cross country track meets, July 4 Fireworks, Fishing Derby, etc.

## FY 2023 GOALS/OBJECTIVES:

- July 4<sup>th</sup> Firework Safe Zone
- Replace trees that have been lost/removed due to disease, storm damage and/or end of lifespan
- Continue to improve irrigation system at Harry McAdams Park
- Maintain new Veterans Memorial Facility

## 010330 - Recreation

010330



Expenditures	Preliminary Budget			% Change	Actual Expenditures	
	FY21	FY22	FY23	FY 22 to 23	FY21	FY22*
Personnel	1,015,000	957,233	<b>1,117,028</b>	17%	637,932	488,425
Operating	392,325	379,275	<b>344,975</b>	-9%	193,000	196,130
Capital	10,000	12,000	-	-100%	-	-
<b>Total</b>	<b>1,417,325</b>	<b>1,348,508</b>	<b>1,462,003</b>		<b>830,932</b>	<b>684,554</b>

\*FY22 includes 9.5 months of activity

### BUDGET HIGHLIGHTS:

- Facilitate programs that improve family bonds by the sharing of leisure time.
- Provide free, safe, and dependable summer recreational opportunities to children of working parents.
- Boost local economy through partnerships with area sports associations that host tournaments for local and non-resident teams.
- Generate community pride through Recreational programs, activities and special events.

## 010330 - Recreation

Location 0330

Position Desc	FTE	Salary	Seasonal	Other Wages	Benefits	Salary & Benefits
ACTIVITY LEADER	7.50		179,400	0	40,755	220,155
ACTIVITY SUPERVISOR	0.90		22,464	0	5,103	27,567
ART INSTRUCTOR	1.00	34,445		3,597	9,013	47,054
ASST ACTIVITY SPRV	0.75		18,330	0	4,164	22,494
ASSTSUMMERPROGCOORD	0.25		6,500	0	1,477	7,977
BASKETBALL COORD	0.50		13,000	0	2,953	15,953
OFFICE ASSISTANT	0.25		5,980	0	1,359	7,339
PARKS & REC DIRECTOR	1.00	123,594		8,402	38,728	170,724
PARS&REC ADMINISTRATIVE ASSISTANT	1.00	33,634		0	7,641	41,274
REC PROGRAM COORD	1.00	58,011		0	13,330	71,342
SPORTS INSTRUCTOR	7.75		185,380	0	42,114	227,494
SUMMER PROGRAM COORD	0.25		6,760	0	1,536	8,296
SUMMER SPORTS SUP	3.00		74,880	0	17,011	91,891
SUMMERSPORTPROGCOORD	0.25		7,576	0	1,721	9,298
RECREATION SUPERINTENDENT	1.00	91,437		6,000	47,369	144,806
FSA				0	135	135
Overtime				3,000	230	3,230
<b>Grand Total</b>	<b>26.40</b>	<b>341,120</b>	<b>520,270</b>	<b>20,999</b>	<b>234,638</b>	<b>1,117,028</b>

### PROGRAM DESCRIPTION:

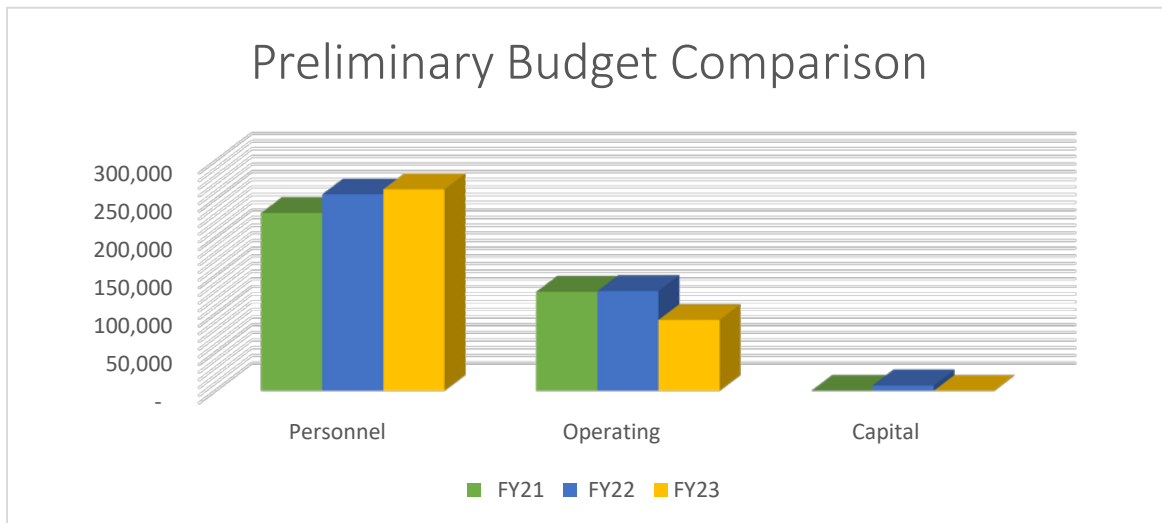
The Recreation Division provides many free or low-cost recreational activities, programs, and special events to the citizens of Hobbs that bring families and people together in positive, healthy, and fun atmospheres. The Recreation Division offers a variety of educational classes, fun activities and exciting sports and fitness opportunities for people of all ages, interests and skill levels.

### FY 2023 GOALS/OBJECTIVES:

- With the end of the COVID-19 pandemic, as the Recreation Department transitions back into a more normal summer for 2022, this will be a year where we begin to increase recreational opportunities from those offered during the pandemic. The Recreation Department will continue to look at ways to enhance recreational opportunities to individuals throughout the city and will explore ways to add new offerings for those on the south side of Hobbs. The Recreation Division will continue to offer year-round special events to Hobbs citizens.
- Transition to a seven (7) week program for Summer Sports and Summer Recess. Additional offerings: Movies Under the Stars, Father Daughter Dance, Community Easter Egg Hunt, Community 4<sup>th</sup> of July Celebration, Hooked on Fishing, Dog Daze of Summer, Halloween Carnival, and the Journey Through The Arts program.

## 010332 - Teen Center

010332



Expenditures	Preliminary Budget			% Change	Actual Expenditures	
	FY21	FY22	FY23	FY 22 to 23	FY21	FY22*
Personnel	232,228	256,588	<b>263,133</b>	3%	217,233	231,278
Operating	129,169	130,135	<b>92,374</b>	-29%	80,115	69,317
Capital	-	7,000	-	-100%	-	-
<b>Total</b>	<b>361,397</b>	<b>393,724</b>	<b>355,507</b>		<b>297,348</b>	<b>300,595</b>

\*FY22 includes 9.5 months of activity

### BUDGET HIGHLIGHTS:

- Renewed emphasis on regular/intentional programming.
- Increased emphasis on recruiting younger teens to the Teen Center.
- Replacement of damaged ceiling tiles in all rooms and mismatched baseboard in main lobby.
- Revitalize parking curb/planter.
- Upgrades to the Teen Center fitness room and skate park.
- Improve art class setting.



## 010332 - Teen Center

Location 0332

Position Desc	FTE	Salary	Other Wages	Benefits	Salary & Benefits
ASST TEEN CENTER SPV	1.00	54,746	2,833	30,972	88,551
LEAD TEEN REC WORKER	2.00	67,340	1,594	52,930	121,864
TEEN REC WORKER	1.50	41,465	0	9,638	51,103
Overtime			1,500	115	1,615
<b>Grand Total</b>	<b>4.50</b>	<b>163,550</b>	<b>5,927</b>	<b>93,656</b>	<b>263,133</b>

### PROGRAM DESCRIPTION:

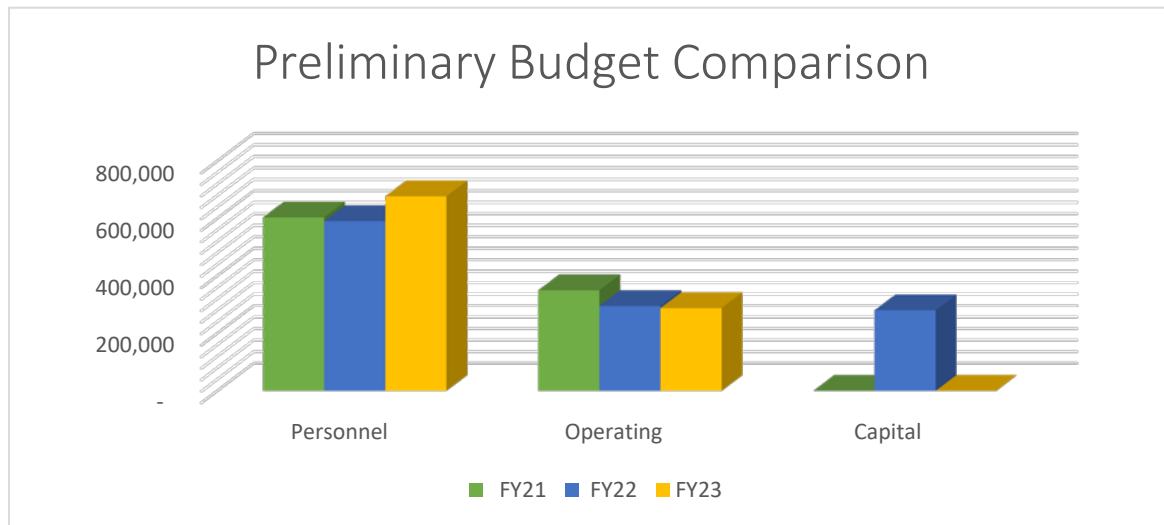
The Hobbs Teen Center provides recreational and educational activities for the teens of Hobbs. Teens utilize the facility five days a week, primarily in the evenings and on weekends. Recreational programming is the prevailing theme of the Teen Center, but mentoring opportunities exist. Teen Center staff provides leadership and direction, maintains harmony and resolves grievances among participants, while promoting interest in the planned games and activities of the program. Teens who call the center “home” are assured that it is a safe environment to have fun.

### FY 2023 GOALS/OBJECTIVES:

- Continue to research and provide progressive programs and events for teens.
- Develop more organized events of interest to teens.
- Promote awareness of the Teen Center and the activities that are offered.
- Continued development of staff by empowering them to use their own creativity in programming.
- Continue to make facility improvements.

## 010335 - Pools

010335



Expenditures	Preliminary Budget			% Change	Actual Expenditures	
	FY21	FY22	FY23	FY 22 to 23	FY21	FY22*
Personnel	603,836	590,629	<b>677,287</b>	15%	158,894	215,489
Operating	349,600	294,700	<b>287,650</b>	-2%	109,109	201,848
Capital	-	280,000	-	-100%	79,325	1,892
<b>Total</b>	<b>953,436</b>	<b>1,165,329</b>	<b>964,937</b>		<b>347,328</b>	<b>419,229</b>

\*FY22 includes 9.5 months of activity

### BUDGET HIGHLIGHTS:

- Continue to instruct and train new lifeguards.
- Continue to maintain aquatics facilities at the highest levels.

## 010335 - Pools

Location 0335

Position Desc	FTE	Salary	Seasonal	Other Wages	Benefits	Salary & Benefits
AQUATIC/ATHLETICCOORD	1.00	75,483		7,578	45,746	128,807
AQUATICS SPECIALIST	0.25		6,760	0	1,536	8,296
ASST POOL MAINT ATTN	0.50		12,480	0	2,835	15,315
HEAD LIFEGUARD	0.50		13,520	0	3,071	16,591
LEARN TO SWIM COORD	0.25		6,760	0	1,536	8,296
LIFEGUARD	11.00		274,560	0	62,373	336,933
POOL MAINT ATTENDANT	0.25		6,406	0	1,455	7,862
POOL MANAGER	1.50		42,806	0	9,725	52,531
SLIDE ATTENDANT	1.50		39,000	0	8,860	47,860
SUMMER POOL CASHIER	1.50		35,880	0	8,151	44,031
Overtime				10,000	765	10,765
<b>Grand Total</b>	<b>18.25</b>	<b>75,483</b>	<b>438,173</b>	<b>17,578</b>	<b>146,053</b>	<b>677,287</b>

### PROGRAM DESCRIPTION:

The Aquatics Division is responsible for the overall operation and maintenance of Heizer, Humble and Del Norte swimming pools as well as the Jefferson, Washington, Taylor, Mills and City Park splash pads. All aquatic programming for outdoor facilities falls under this department. The aquatics programs offers seasonal employment to 55 of the area's young adults.

The seasonal pools begin seasonal operations on Memorial Day weekend. Splash Pads open for a "Preview Weekend" the weekend before. Heizer and Humble pool typically remain open through the end of July, with Del Norte Pool remaining open until Labor Day weekend. All splash pads operate through the end of September.

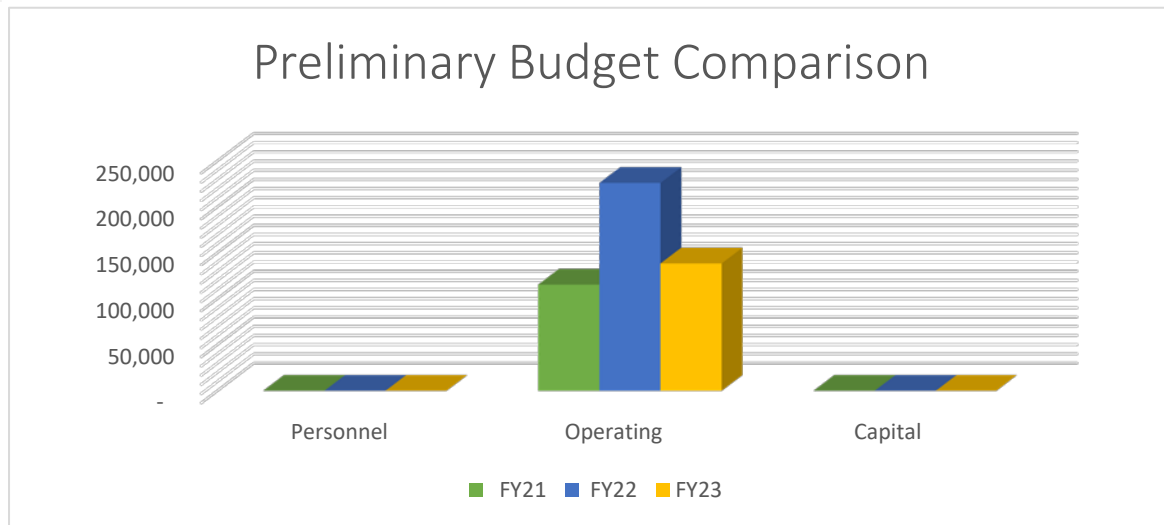
Dog Daze of Summer, which is always held at the Del Norte pool, the weekend after Labor Day, is the last event of the seasonal pool season.

### FY 2023 GOALS/OBJECTIVES:

- Provide competitive salary for recruitment of seasonal staff.
- Maintain appearance, safety and operability of all facilities.
- Offer summer swim lessons at Humble Pool.
- Add programs to enhance community offerings.
- Provide staff the opportunity to learn programming trends of the aquatic industry by attending conferences.

## 010342 - Communications

010342



Expenditures	Preliminary Budget			% Change	Actual Expenditures	
	FY21	FY22	FY23	FY 22 to 23	FY21	FY22*
Personnel	-	-	-	0%	-	-
Operating	115,507	226,250	<b>138,550</b>	-39%	85,327	111,810
Capital	-	-	-	0%	-	-
<b>Total</b>	<b>115,507</b>	<b>226,250</b>	<b>138,550</b>		<b>85,327</b>	<b>111,810</b>

\*FY22 includes 9.5 months of activity

### BUDGET HIGHLIGHTS:

- ArchiveSocial subscription
- Meltwater subscription
- Dropbox subscription across multiple departments
- Marketing creative outsourcing (including photography, videography, and creative)
- Regional marketing with new CVB mission and vision
- Consultation from tourism firm
- STR Data will help CVB see the number of guests

## 010342 - Communications

### PROGRAM DESCRIPTION:

The Communications Department and the CVB strive to craft the City of Hobbs' message in an inclusive, informative, positive manner that accurately represents all departments, divisions, and the community while informing the public in the most cost-effective methods available.

To achieve this mission, we:

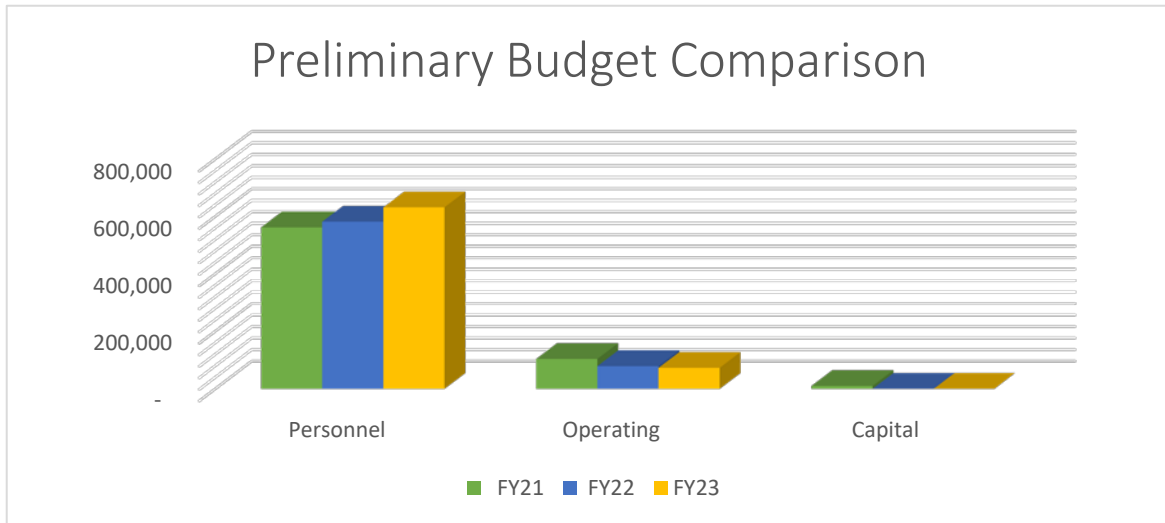
- Align with the new "At the Heart of the Permian Basin" brand; will team up with hired firm and community partners to further promote and establish it
- Develop daily materials and access points for the public and organization
- Coordinate effective research, training, and promotions
- Expand and update press contacts to communicate the specific missions and needs of fellow departments
- Inform the public and organization of programs, events, and educational tools available to them as provided by the City of Hobbs and its partners
- Promote professional achievements and awards that the organization, its departments, and its individuals achieve
- Coordinate with fellow departments to ensure an updated, transparent, honest, welcoming perception of the City of Hobbs and City Commission

### FY 2023 GOALS/OBJECTIVES:

- Continue to effectively archive public information and services
- Coordinate hospitality and tourism initiatives
- Explore the potential of annual signature events
- Conduct webpage development for all City of Hobbs websites and webpages in conjunction with the Information Technology Department
- Improve public education
- Extend public awareness
- Outspread public access
- Support the activities and achievements of partners of the City of Hobbs
- Professional videography of Hobbs
- Applying for grants with New Mexico True
- Coordinate tourism initiatives with New Mexico True
- Advertise any recovery opportunities for local businesses and community residents
- Market public health and safety initiatives
- Market new brand (full campaign)
- Increase social media presence (goal of 15,000 Facebook likes)

## 010410 - Engineering

010410



Expenditures	Preliminary Budget			% Change	Actual Expenditures	
	FY21	FY22	FY23	FY 22 to 23	FY21	FY22*
Personnel	561,876	581,863	<b>631,954</b>	9%	378,357	318,638
Operating	103,984	78,934	<b>73,002</b>	-8%	44,553	13,948
Capital	10,000	-	-	0%	7,069	-
<b>Total</b>	<b>675,861</b>	<b>660,797</b>	<b>704,956</b>		<b>429,980</b>	<b>332,586</b>

\*FY22 includes 9.5 months of activity

### BUDGET HIGHLIGHTS:

**Staffing:** No changes in staffing: Note in FY21: 29% Reduction from FY20 to FY21 Preliminary budget. Current 5 full time budgeted positions.

**Operations:** The presented preliminary budget is a 0% change compared to FY21 preliminary budget. Most notable is reduction of Professional Services.

**Capital Outlay:** Vehicle Replacement deferred or find suitable replacement in existing fleet (Unit 914-2006 Chevy C1500 pick-up (51,000 miles))

## 010410 - Engineering

Location 0410

Position Desc	FTE	Salary	Seasonal	Other Wages	Benefits	Salary & Benefits
CITY ENGINEER	1.00	174,824		16,523	69,245	260,592
ENG/PLANNING ADMIN ASSISTANT	1.00	50,315		1,020	30,333	81,669
ENGINEERING INTERN	0.25		5,980	0	1,443	7,423
ENGINEERING TECH	1.00	58,011		5,297	42,077	105,385
SR ENGINEERING TECH	1.00	53,685		0	12,951	66,636
DEPUTY CITY ENGINEER	1.00	86,112		0	20,773	106,885
FSA				0	135	135
Overtime				3,000	230	3,230
<b>Grand Total</b>	<b>5.25</b>	<b>422,947</b>	<b>5,980</b>	<b>25,839</b>	<b>177,187</b>	<b>631,954</b>

### PROGRAM DESCRIPTION:

The Engineering Department provides technical services to internal departments and general public related to engineering and planning services for the operations of Municipal Government and Private Development. All local government capital improvement projects over \$100,000 are required to be by a professional engineer. The Engineering Department provides or administers various capital improvements projects, which include Streets / Drainage / Utilities / Quality of Life Projects, which numerous projects are associated with State and Federal funding (Grant Administration). Engineering staff provide review and recommendations for Commercial / Subdivision Development, Master Plans and Annexations reviews to assist other departments. Public services include administration of the Floodplain Ordinance, FEMA Community Rating System, Traffic Calming and other internal permitting processes.

### FY 2023 GOALS/OBJECTIVES:

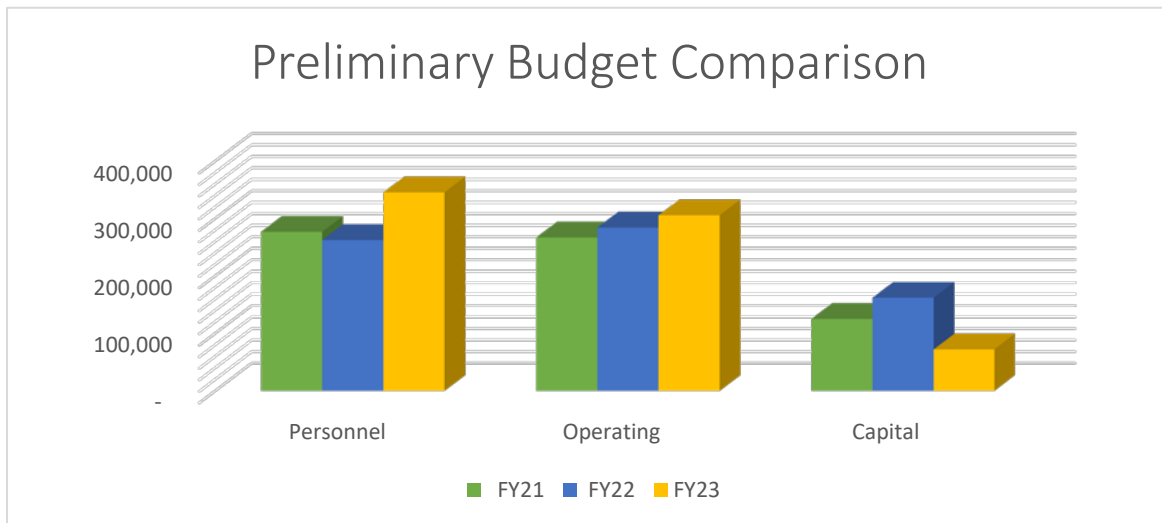
Provide Grant Administration, design, inspection and administration services for various City Projects by in-house staff or outsourced:

- Trunk Line F (Central / Joe Harvey / Grimes)
- Central & Joe Harvey Signal
- Joe Harvey & Grimes – Median Improvement
- Citywide Drainage Study – Asset Assessment
- Waterline Replacement Phase 12
- College Lane Re-alignment
- West Bender Improvements

Provide Engineering related support / public services, such as Community Rating System Program (CRS) to maintain discount on flood insurance, Floodplain Management and Awareness program, Sidewalk Replacement Policy, Traffic Calming Program, Technical Assistance to the Planning Board and City Commission and other Department to meet public needs.

## 010412 - Traffic

010412



Expenditures	Preliminary Budget			% Change	Actual Expenditures	
	FY21	FY22	FY23	FY 22 to 23	FY21	FY22*
Personnel	276,715	262,419	<b>345,520</b>	32%	258,905	232,577
Operating	266,823	284,183	<b>305,598</b>	8%	251,164	192,766
Capital	125,000	161,940	<b>72,000</b>	-56%	195,454	145,427
<b>Total</b>	<b>668,538</b>	<b>708,542</b>	<b>723,118</b>		<b>705,523</b>	<b>570,770</b>

\*FY22 includes 9.5 months of activity

### BUDGET HIGHLIGHTS:

Staffing: No Changes. The Traffic Dept. has remained at 3 FTE's since before 1998.

Operations: The presented preliminary budget is an 8% increase compared to FY21 budget, which is primarily related to anticipate inflation.

Capital Project: Video Detection System for Major Intersections (\$72,000)



## 010412 - Traffic

Location 0412

Position Desc	FTE	Salary	Other Wages	Benefits	Salary & Benefits
TRAFFIC SENIOR TECH	1.00	50,398	2,100	31,461	83,960
TRAFFIC SUPERVISOR	2.00	137,509	1,264	62,419	201,192
TRAFFIC TECHNICIAN	1.00	40,976	600	11,256	52,832
Overtime			7,000	536	7,536
<b>Grand Total</b>	<b>4.00</b>	<b>228,883</b>	<b>10,964</b>	<b>105,672</b>	<b>345,520</b>

### PROGRAM DESCRIPTION:

The City of Hobbs has 42 traffic signals, 17 school zone flashers, 8 flashing beacons, 4 radar speed signs, 1769 STOP signs, 354 warning signs, 2429 street name signs, and 1771 other regulatory and informational signs to maintain and repair regularly. The three man traffic department provides signal and sign repair and maintenance services along with repainting city parking spaces on an annual basis. The traffic department is also responsible for overseeing the maintenance of all pavement markings throughout the city. This crew is also on call to provide 24 hour repair services for all traffic signals and STOP signs.

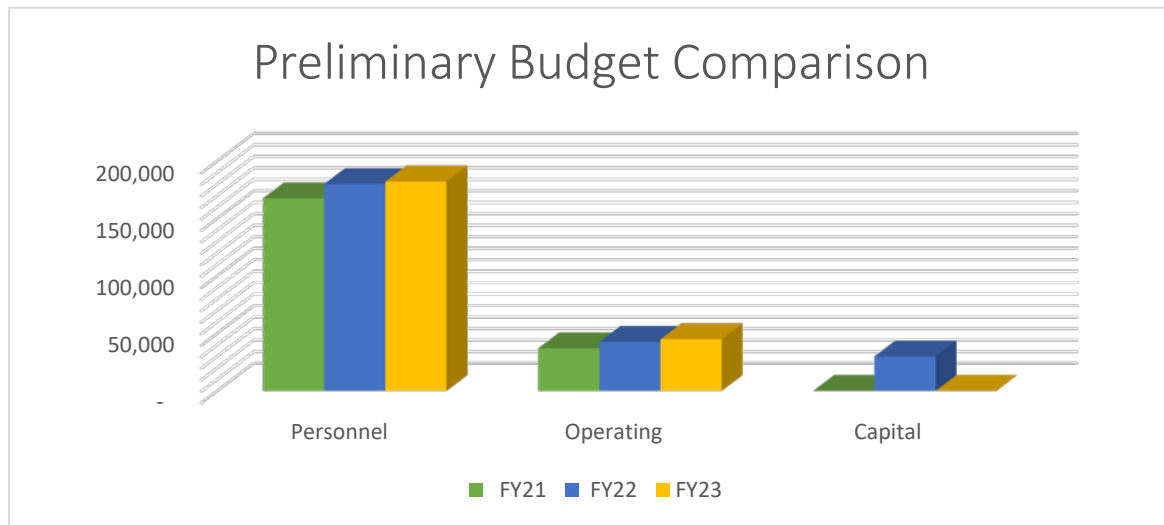
The Traffic Department monitors, adjusts and maintains the traffic controller coordination patterns and provides technical assistance to the City Engineer on traffic calming, roadway safety concerns and new development reviews.

### FY 2023 GOALS/OBJECTIVES:

- Continue to provide 24 hour repair services for the traffic signals and STOP signs.
- Provide routine repair to any traffic signs damaged or needing replacement due to deterioration.
- Provide twice per year inspection on all traffic signs to verify safe condition and identify any needed repair or replacement.
- Test and verify traffic signal conflict monitor operation annually.
- Provide restriping of city parking spaces annually.
- Provide additional assistance to other city departments as needed.
- Provide repair or replacement of street light bases, conduit or wiring, as needed.
- Assist Engineering Department with obtaining current traffic count data.
- Upgrade school zone central system to aid in monitoring and maintaining school zone flashers.

## 010413 - Warehouse

010413



Expenditures	Preliminary Budget			% Change	Actual Expenditures	
	FY21	FY22	FY23	FY 22 to 23	FY21	FY22*
Personnel	167,518	180,077	<b>182,272</b>	1%	167,940	151,021
Operating	36,864	42,600	<b>44,859</b>	5%	30,572	20,018
Capital	-	30,000	-	-100%	-	27,838
<b>Total</b>	<b>204,382</b>	<b>252,677</b>	<b>227,131</b>		<b>198,513</b>	<b>198,876</b>

\*FY22 includes 9.5 months of activity

### BUDGET HIGHLIGHTS:

- The warehouse operates with two full time employees.
- The Warehouse plans to replace the supports on four HVAC units in the FY 2023 budget.

## 010413 - Warehouse

Location 0413

Position Desc	FTE	Salary	Other Wages	Benefits	Salary & Benefits
WAREHOUSE ASSISTANT	1.00	48,443	7,492	22,062	77,997
WAREHOUSE MANAGER	1.00	60,174	1,380	40,567	102,122
Overtime			2,000	153	2,153
<b>Grand Total</b>	<b>2.00</b>	<b>108,618</b>	<b>10,872</b>	<b>62,782</b>	<b>182,272</b>

### PROGRAM DESCRIPTION:

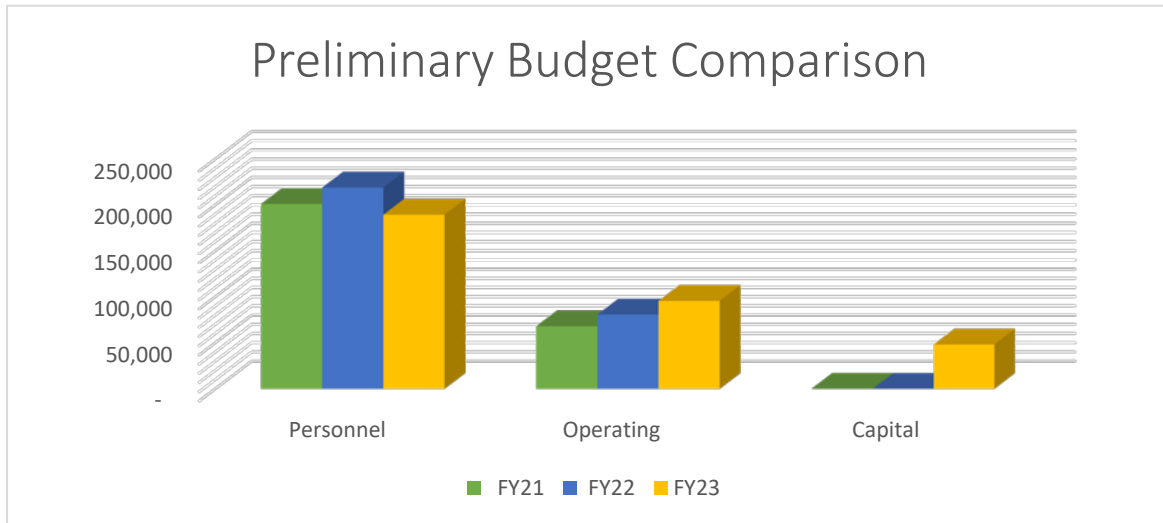
The City Warehouse maintains an inventory of goods and materials used to assist in the daily operations and infrastructure maintenance requirements of all City of Hobbs Departments. Goods and materials are procured at the best obtainable price following the City's Procurement Code and the regulations set forth by the State of New Mexico State.

### FY 2023 GOALS/OBJECTIVES:

- Provide all City Departments quality products at the best value for the benefit of the citizens of the City of Hobbs.
- Maintain accurate records and inventory control.

# 010415 - Mapping

010415



Expenditures	Preliminary Budget			% Change	Actual Expenditures	
	FY21	FY22	FY23	FY 22 to 23	FY21	FY22*
Personnel	201,075	219,038	<b>189,483</b>	-13%	153,390	139,383
Operating	67,986	80,739	<b>95,586</b>	18%	38,538	42,493
Capital	-	-	<b>48,189</b>	0%	-	-
<b>Total</b>	269,061	299,776	<b>333,258</b>		191,927	181,876

\*FY22 includes 9.5 months of activity

**BUDGET HIGHLIGHTS:**

Staffing: Note in FY20 to FY22 there was a 50% Reduction in staffing (4 to 2 FTE’s). The GIS Manager position was vacant and not budgeted for FY21 and a vacant GIS tech position was eliminated in FY 22. Staff will be requesting this position in the Final Budget to ensure collected assets are updated.

Operations: The FY22 preliminary budget is a 14% increase compared to FY21. Most notable is a \$10,000 increase in professional services for GIS ESRI Upgrade and Datum shift.

Capital:(1) New GPS Unit Trimble R12i GNSS Receiver w/ controller (\$40,071.92)  
Replacement Collector to be able to shift over to real-time Field to GIS collections (\$8,116.88)

# 010415 - Mapping

Location 0415

Position Desc	FTE	Salary	Other Wages	Benefits	Salary & Benefits
GIS SPECIALIST	1.00	69,763	5,146	27,327	102,236
GIS TECHNICIAN	1.00	51,792	600	21,892	74,284
FSA			0	45	45
Overtime			12,000	918	12,918
<b>Grand Total</b>	<b>2.00</b>	<b>121,555</b>	<b>17,746</b>	<b>50,182</b>	<b>189,483</b>

## PROGRAM DESCRIPTION:

The GIS Division is currently staffed with two individuals. The Division supports the entire City organization, other governmental agencies in Lea County & the State, along with citizens with the most up-to-date geospatial information including but not limited to: 911 addressing and Emergency Response, Census, Official Administration, Planning & Development, infrastructure (Effluent, Sewer, Street, Storm, Water, Etc.), Federal (BAS & LUCA), Flood, Land based, Services, Traffic

The Division manages a Geo-database construct which houses 1000s of data features for the various categories. The division also manages an on-line map services and data access point for citizens and staff.

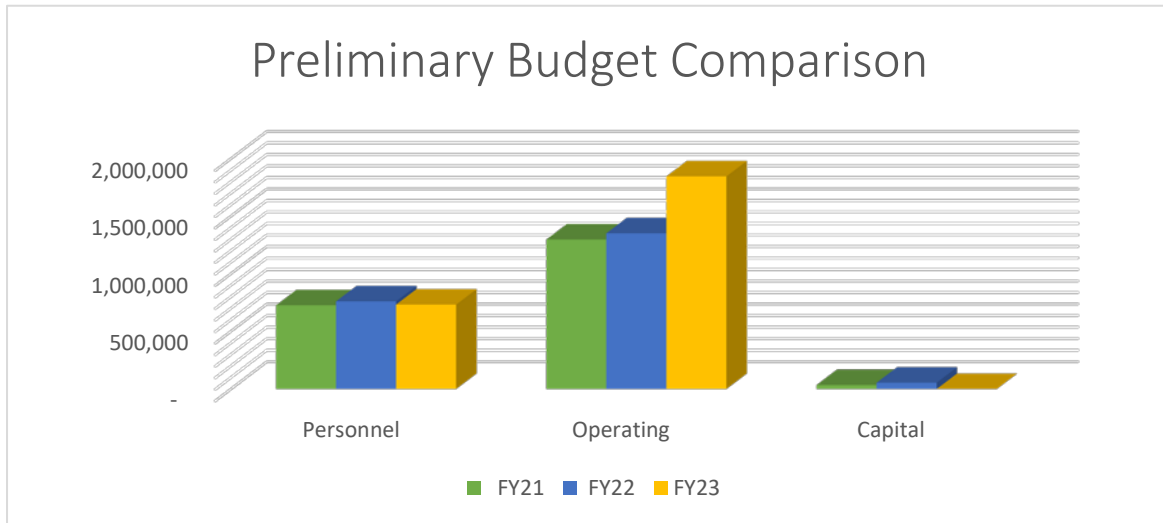
Our mission is to empower those we serve by providing the tools to make better decisions, which will improve the life for all within our community.

## FY 2023 GOALS/OBJECTIVES:

- Address Database Validation
- Rebuild critical EAM Elements / Facility datasets
- Automation concepts to avoid custom maps
- Expand upon Division training
- Public interface / Self Service Features: Create convenient access to GIS data for use by public, other agencies and private development.
- Process / Procedures Review to address organization inefficiencies

# 010420 - Garage

010420



Expenditures	Preliminary Budget			% Change	Actual Expenditures	
	FY21	FY22	FY23	FY 22 to 23	FY21	FY22*
Personnel	725,566	759,888	<b>731,914</b>	-4%	681,144	521,761
Operating	1,296,900	1,351,500	<b>1,846,300</b>	37%	1,031,092	997,149
Capital	35,000	55,000	-	-100%	1,010	-
<b>Total</b>	<b>2,057,466</b>	<b>2,166,388</b>	<b>2,578,214</b>		<b>1,713,246</b>	<b>1,518,910</b>

\*FY22 includes 9.5 months of activity

**BUDGET HIGHLIGHTS:**

The Garage currently operates with 8 FTE's.

In FY23, fuel costs are significantly higher than years past and the budget has been increased accordingly.

## 010420 - Garage

Location 0420

Position Desc	FTE	Salary	Other Wages	Benefits	Salary & Benefits
AUTOMOTIVE TECH SEN	2.00	159,370	10,221	92,854	262,444
AUTOMOTIVETECHNICIAN	2.00	108,098	0	52,959	161,057
GEN SERV. ADMIN ASST	1.00	47,611	900	38,611	87,122
MED/HVY DIESEL TECH	2.00	102,918	2,500	25,604	131,023
FLEET MANAGER	1.00	63,939	0	15,474	79,413
FSA			0	90	90
Overtime			10,000	765	10,765
<b>Grand Total</b>	<b>8.00</b>	<b>481,936</b>	<b>23,621</b>	<b>226,357</b>	<b>731,914</b>

### PROGRAM DESCRIPTION:

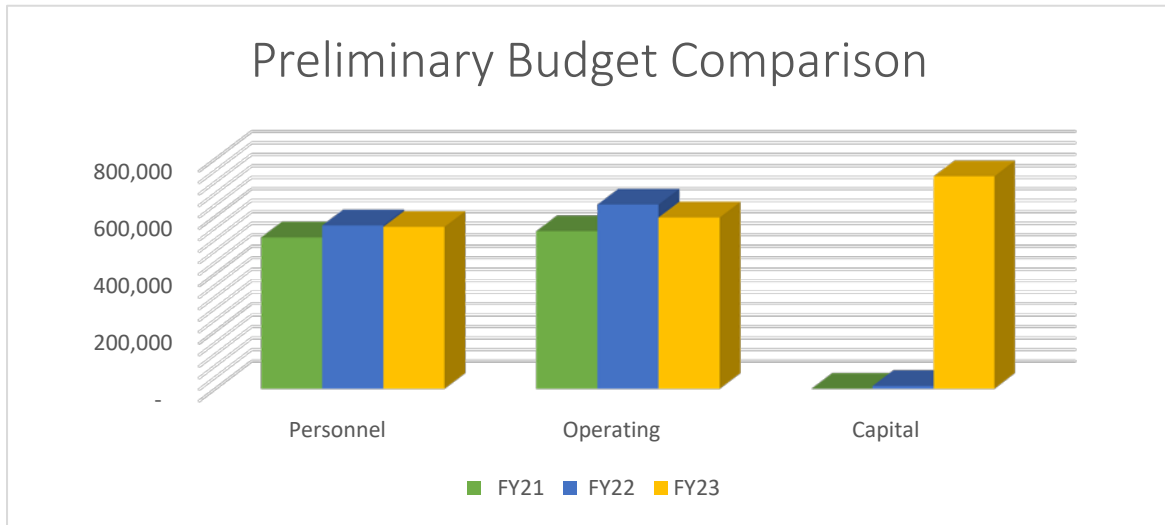
Fleet Services (City Garage) is charged with managing of city fleet, & equipment necessary to providing a quality City government service. Responsibilities include a fuel management program, vehicle specifications and purchasing, preventative maintenance program, accident repairs, warranty, recalls and general repairs.

### FY 2023 GOALS/OBJECTIVES:

- Fleet Management Program – base program with option to expand with GPS and fuel tracking. Will be used to generate reports, send emails, show depreciation and replacement schedule.
- Streamline workflow in the Garage by rearranging tools and parts closer to work bays to maximize efficiency
- Implement a tools and parts inventory program
- Replacement of Fire Station 2 generator
- Continue to draft Citywide fleet management policy and procedures
-

# 010421 - Building Maintenance

010421



Expenditures	Preliminary Budget			% Change	Actual Expenditures	
	FY21	FY22	FY23	FY 22 to 23	FY21	FY22*
Personnel	526,933	568,898	<b>563,827</b>	-1%	559,437	449,266
Operating	548,650	641,350	<b>596,300</b>	-7%	434,099	397,949
Capital	-	10,000	<b>740,000</b>	7300%	1,166,089	230,520
<b>Total</b>	<b>1,075,583</b>	<b>1,220,248</b>	<b>1,900,127</b>		<b>2,159,626</b>	<b>1,077,735</b>

\*FY22 includes 9.5 months of activity

**BUDGET HIGHLIGHTS:**

Building Maintenance operates with 5 FTE's.

Begin assessment and development of a facility master plan to implement for long term effectiveness and efficiency of city buildings.



## 010421 - Building Maintenance

Location 0421

Position Desc	FTE	Salary	Other Wages	Benefits	Salary & Benefits
BUILDING MAINT SPEC	1.00	51,043	2,100	22,039	75,182
BUILDING MAINT SPRV	1.00	96,512	10,502	43,061	150,075
ELECTRICIAN SPRV	1.00	82,784	600	28,873	112,257
JOURNEYMAN ELECTRCN	1.00	74,464	2,097	27,714	104,274
LEAD BUILD MAINT SPC	1.00	50,648	0	39,050	89,698
FSA			0	45	45
Overtime			30,000	2,295	32,295
<b>Grand Total</b>	<b>5.00</b>	<b>355,451</b>	<b>45,299</b>	<b>163,076</b>	<b>563,827</b>

### PROGRAM DESCRIPTION:

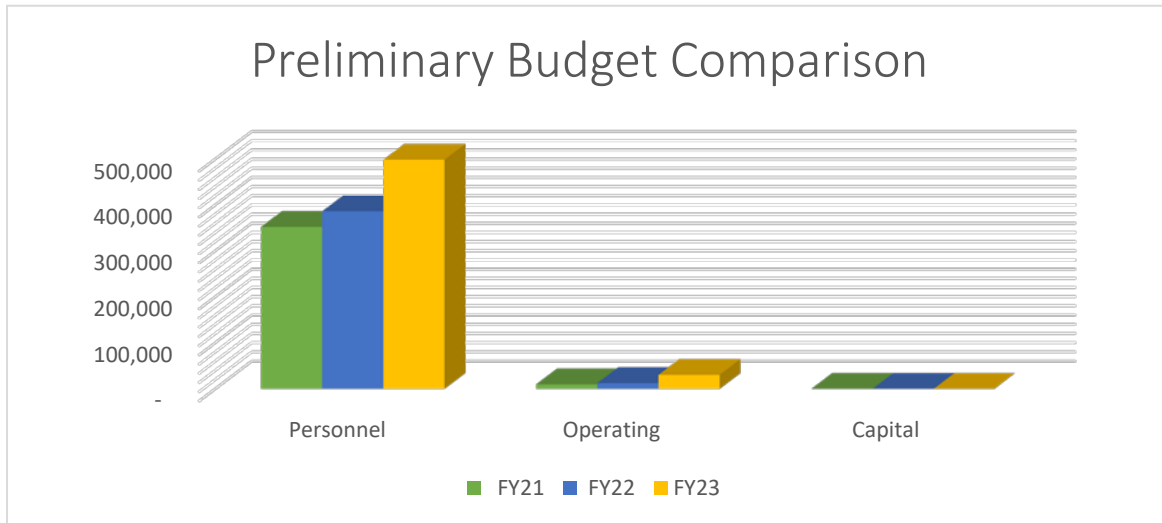
Building Maintenance maintains all city buildings and components to ensure a safe, sanitary, and serviceable facilities for our citizens and employees. The department facilitates and coordinates preparing and managing contractual renovation and construction.

### FY 2023 GOALS/OBJECTIVES:

- Roof and HVAC replacement projects at Municipal Court, D.A. Building, and Police Department
- Replace generator at Fire Station 2 and pump station
- HVAC Replacement at Animal Adoption, Teen Center, and City Hall
- Bid, award and project management of Safety Improvements Project for Municipal Court and Police Department

## 010422 - Building Safety/Permitting

010422



Expenditures	Preliminary Budget			% Change	Actual Expenditures	
	FY21	FY22	FY23	FY 22 to 23	FY21	FY22*
Personnel	352,243	386,342	<b>498,659</b>	29%	291,549	356,362
Operating	9,850	12,525	<b>30,490</b>	143%	9,527	36,897
Capital	-	-	-	0%	-	-
<b>Total</b>	<b>362,093</b>	<b>398,867</b>	<b>529,149</b>		<b>301,076</b>	<b>393,260</b>

\*FY22 includes 9.5 months of activity

### BUDGET HIGHLIGHTS:

**Staffing:** No Change – Current budget includes 5 FTE's

**Operations:** The FY22 preliminary budget is a 33% decrease compared to FY22 Revised. Most notable is the reduction professional services (-\$20,000) related to third party inspections service

**Capital:** One vehicle replacement proposed and deferred until fleet can be accessed (2014 RAM-1500 Crew / \$137,370 miles) in this FY22 budget (Est. \$45,000)

## 010422 - Building Safety/Permitting

Location 0422

Position Desc	FTE	Salary	Other Wages	Benefits	Salary & Benefits
BUILDING INSPECTOR	1.00	60,154	600	31,781	92,535
BUILDING OFFICIAL	1.00	90,314	600	38,443	129,357
ELECTRICAL INSPECTOR	1.00	64,043	0	42,225	106,268
MECH & PLUM INSPECT	1.00	66,061	600	33,568	100,229
CODE ENFORCEMENT ADMINISTRATIVE ASSISTANT	1.00	34,923	1,500	26,223	62,646
FSA			0	90	90
Overtime			7,000	536	7,536
<b>Grand Total</b>	<b>5.00</b>	<b>315,494</b>	<b>10,300</b>	<b>172,865</b>	<b>498,659</b>

### PROGRAM DESCRIPTION:

The Building Division enforces Building Code, Electrical, Plumbing, Mechanical Codes and Plan Review. The intent is to protect the health, safety and welfare of the public and ensure construction meets minimum Codes Standards and City Ordinance. This department interacts with other city departments to help identify structures in need of building code compliance.

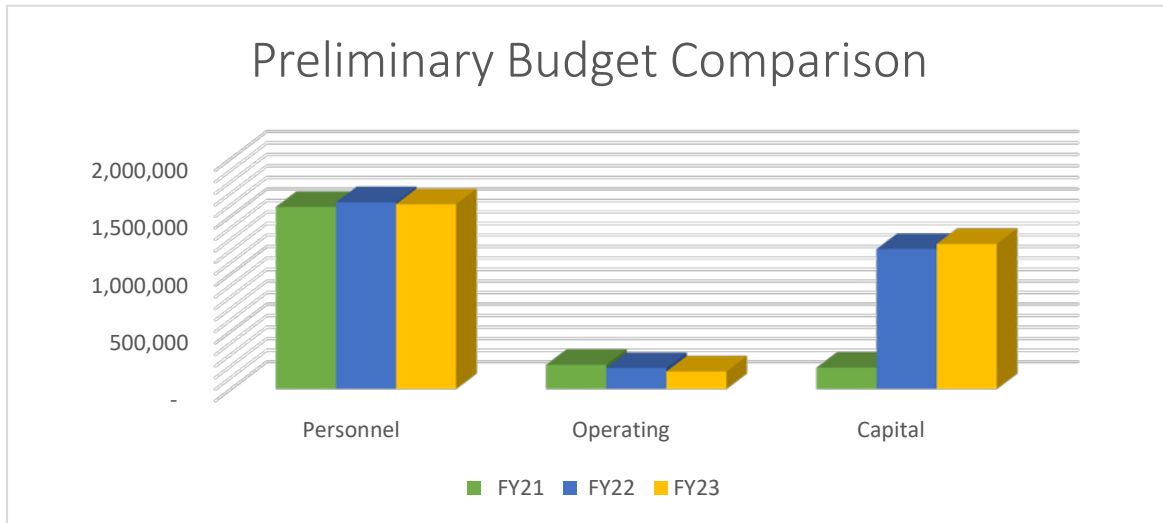
Over 3,000 permits are processed annually for construction permits within the City of Hobbs and Extraterritorial Jurisdiction (ETJ).

### FY 2023 GOALS/OBJECTIVES:

- Continue to certify and gain CEU's training for all construction trade Inspectors
- as required by the State of New Mexico
- Continue to provide quality inspection service to a build better and safer community
- Continue transparency of the department and strive to provide the best customer service.
- Continue to meet the demands of plan review, inspections, and customer service with the growth of the city
- Increase on-line services and encourage electronic plans submission and permitting

# 010423 - Streets

010423



Expenditures	Preliminary Budget			% Change	Actual Expenditures	
	FY21	FY22	FY23	FY 22 to 23	FY21	FY22*
Personnel	1,580,866	1,621,320	<b>1,603,908</b>	-1%	1,522,212	1,210,389
Operating	211,000	182,000	<b>151,500</b>	-17%	139,000	91,755
Capital	185,000	1,215,000	<b>1,259,000</b>	4%	985,426	1,050,788
<b>Total</b>	<b>1,976,866</b>	<b>3,018,320</b>	<b>3,014,408</b>		<b>2,646,638</b>	<b>2,352,932</b>

\*FY22 includes 9.5 months of activity

**BUDGET HIGHLIGHTS:**

The Street Department operates with 16 FTE's.

Budget for FY23 includes Pavement Rehabilitation which will be used based on the needs and priority identified in the pavement condition survey.

## 010423 - Streets

Location 0423

Position Desc	FTE	Salary	Other Wages	Benefits	Salary & Benefits
DIRECTORGENERALSRVCS	1.00	115,586	5,700	58,950	180,236
EQUIPMENT OPERATOR	7.00	326,059	45,999	190,305	562,363
HEAVY EQUIP FOREMAN	2.00	136,656	23,617	86,983	247,257
HEAVY EQUIP SPEC	3.00	174,512	28,123	109,090	311,725
STREETSUPERINTENDENT	1.00	87,027	18,482	45,617	151,127
WELDER/EQUIPMENT OP	1.00	54,600	8,160	34,615	97,375
Overtime			50,000	3,825	53,825
<b>Grand Total</b>	<b>15.00</b>	<b>894,440</b>	<b>180,082</b>	<b>529,386</b>	<b>1,603,908</b>

### PROGRAM DESCRIPTION:

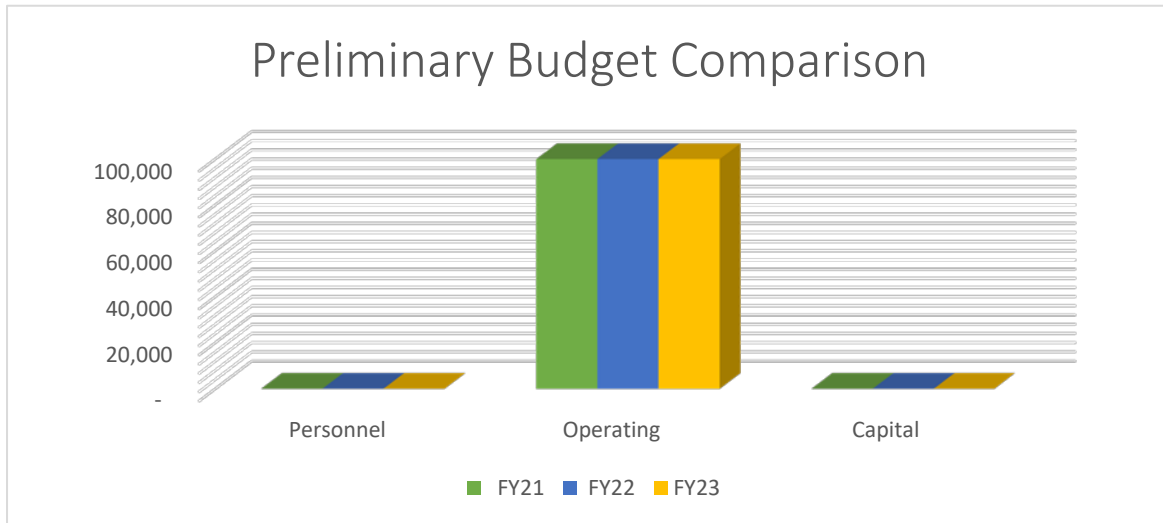
Street services maintains city streets, alleys, unpaved roads, parking lots and drainage structures. Operations include street sweeping and a variety of methods used to maintain the reliability of city streets, alleys, and storm drains. Special projects include assisting other City departments and helping with citywide cleanups.

### FY 2023 GOALS/OBJECTIVES:

- Prioritize pavement rehabilitation projects based on the results of the pavement condition survey.
- Ongoing improvements related to the condition of our streets and alley system.
- Maintaining drainage ways to be open and free of debris

# 024002 - Land Acquisition

024002



Expenditures	Preliminary Budget			% Change	Actual Expenditures	
	FY21	FY22	FY23	FY 22 to 23	FY21	FY22*
Personnel	-	-	-	0%	-	-
Operating	100,000	100,000	<b>100,000</b>	0%	162,719	-
Capital	-	-	-	0%	-	-
<b>Total</b>	100,000	100,000	<b>100,000</b>		162,719	-

\*FY22 includes 9.5 months of activity

**BUDGET HIGHLIGHTS:**

The City of Hobbs preliminary expense budget is \$100,000 for land acquisition and an offsetting revenue of \$100,000 is budgeted for the sale of land.

## 024002 - Land Acquisition

**PROGRAM DESCRIPTION:**

The Land Acquisition Fund is a general fund sub-component that accounts for the historical land acquired by the City of Hobbs. This fund is also used for future strategic land purchases and the sale of land associated with the City of Hobbs.

**FY 2023 GOALS/OBJECTIVES:**

- Continue to search for strategic land opportunities that will assist in future planning, engineering, drainage and overall development of the City of Hobbs.





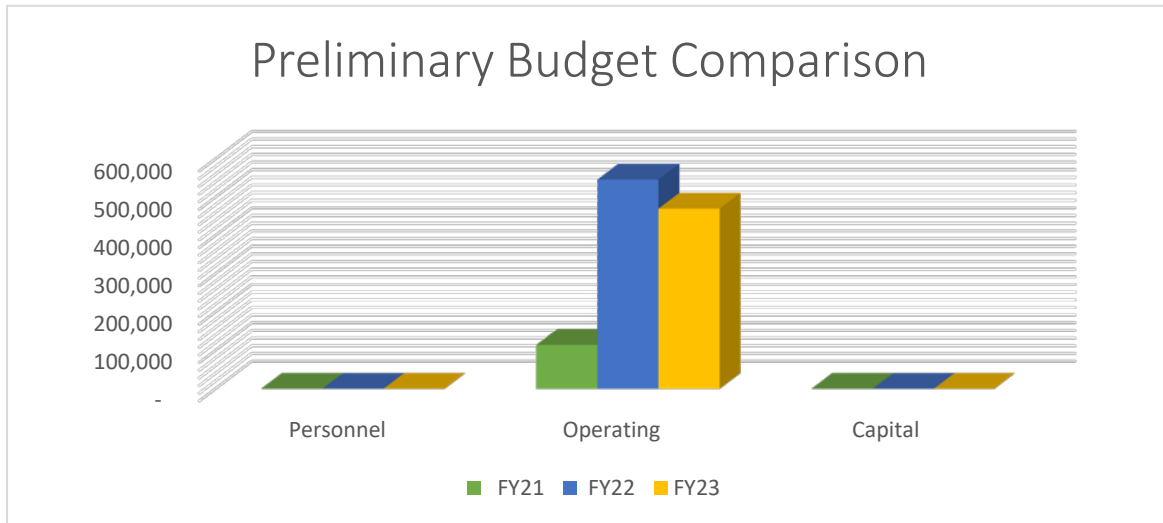


*FY 2023 Preliminary Budget*

*Special Revenue Fund Expense Detail*

# 114011 - Local Government Corrections Fund

114011



Expenditures	Preliminary Budget			% Change	Actual Expenditures	
	FY21	FY22	FY23	FY 22 to 23	FY21	FY22*
Personnel	-	-	-	0%	-	-
Operating	114,500	546,500	<b>470,500</b>	-14%	65,058	32,243
Capital	-	-	-	0%	24,433	-
<b>Total</b>	<b>114,500</b>	<b>546,500</b>	<b>470,500</b>		<b>89,491</b>	<b>32,243</b>

\*FY22 includes 9.5 months of activity

**BUDGET HIGHLIGHTS:**

These funds help pay for food, linen, and other general expenses incurred through jail operations. Explore areas where processes can be improved and the facility better used to hold inmates for short terms only. Any inmate who is not eligible for release on their own recognizance or able to post bail in 8 hours or less will be transferred to LCDC.

## 114011 - Local Government Corrections Fund

**PROGRAM DESCRIPTION:**

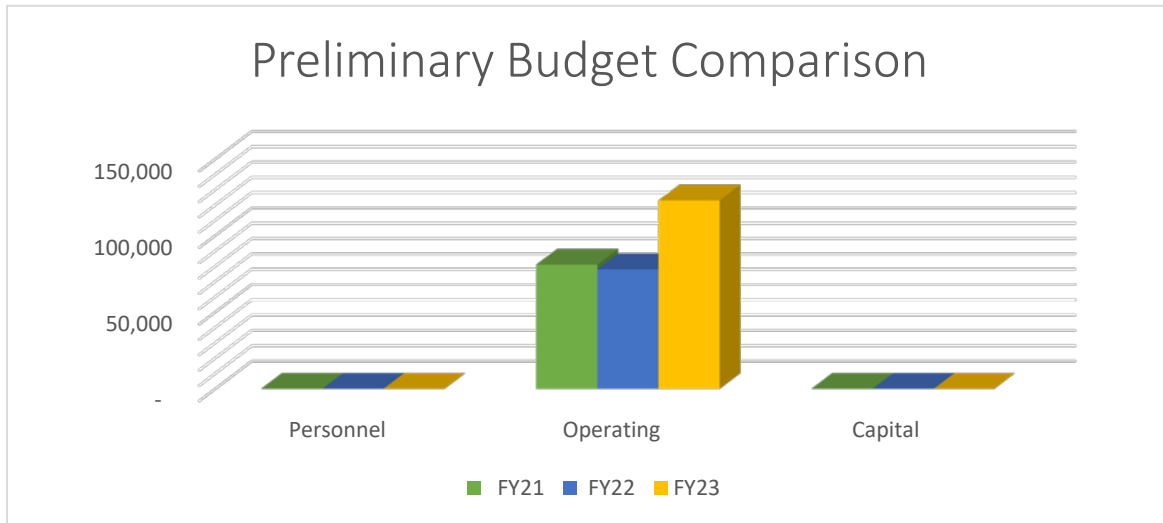
These are funds generated through fees associated with Municipal Court. The monies collected through the court are ear marked for Local Government Corrections and in part help supplement operations of the Hobbs City Jail.

**FY 2023 GOALS/OBJECTIVES:**

- See Jail (206)
- Continue to consider the possibility of holding all arrestees on a temporary basis only.
- Objective of this fund is to help reduce strain on general funds and pay for a portion of jail operations and necessary equipment.

# 124012 - Law Enforcement Protection Fund

124012



Expenditures	Preliminary Budget			% Change	Actual Expenditures	
	FY21	FY22	FY23	FY 22 to 23	FY21	FY22*
Personnel	-	-	-	0%	-	-
Operating	81,000	78,000	<b>123,000</b>	58%	105,212	83,390
Capital	-	-	-	0%	-	-
<b>Total</b>	<b>81,000</b>	<b>78,000</b>	<b>123,000</b>		<b>105,212</b>	<b>83,390</b>

\*FY22 includes 9.5 months of activity

**BUDGET HIGHLIGHTS:**

We expect to have \$123,000.00 allotted for 2022-23

## 124012 - Law Enforcement Protection Fund

**PROGRAM DESCRIPTION:**

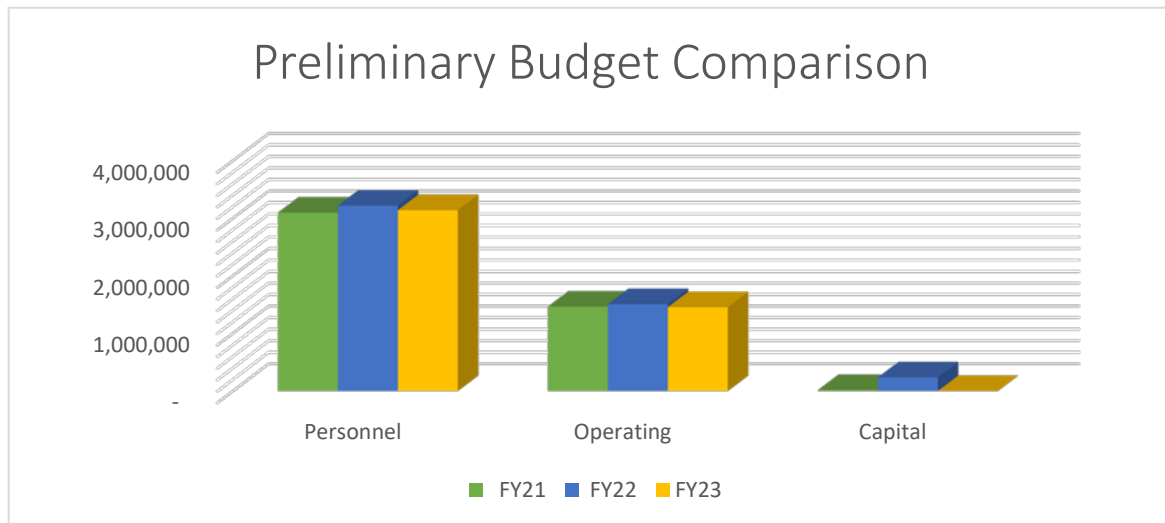
These are funds generated by insurance premiums and distributed to the Hobbs Police Department from the State of NM as part of specially designed fund for training and equipping law enforcement. These funds are distributed from the state based on population and the number of certified officers employed by an agency.

**FY 2023 GOALS/OBJECTIVES:**

Continue advanced training of officers through the utilization of these funds. Much of our advanced training related to topics such as CIT (Crisis Intervention Training), Verbal De-escalation training, Implicit Bias training, and other costly but necessary training high liability topic training are purchased utilizing this fund.

# 164016 - CORE Fund

164016



Expenditures	Preliminary Budget			% Change	Actual Expenditures	
	FY21	FY22	FY23	FY 22 to 23	FY21	FY22*
Personnel	3,096,518	3,219,385	<b>3,140,019</b>	-2%	2,357,526	2,084,218
Operating	1,463,000	1,506,383	<b>1,452,676</b>	-4%	910,233	960,902
Capital	15,000	234,979	-	-100%	107,821	149,308
<b>Total</b>	<b>4,574,518</b>	<b>4,960,748</b>	<b>4,592,695</b>		<b>3,375,581</b>	<b>3,194,428</b>

\*FY22 includes 9.5 months of activity

## BUDGET HIGHLIGHTS:

- General Services has budgeted large projects to improve upon the quality of the facility as well as the functionality. Projects include replacing the front entrance door that regularly malfunctions in high winds, installing new locking mechanism on all changing room doors for better control, and replacing a broken ADA lift in Aquatics.
- General Services has requested the purchase of a much needed 60' lift for high maintenance needs. Such needs have either been neglected or have been contracted out to local vendors.
- In 2022 and 2023, the Technogym warranties for strength and cardio machine repair is up for renewal. The decision has been made to not renew and for all repair to be done by the Fitness Coordinator which

## FY 2023 GOALS/OBJECTIVES:

- Increase revenue through memberships, membership retention, and overall participation with the reinstatement of programming, to include new Adaptive Recreation options.
- Improve upon the quality and functionality of the CORE through maintenance projects.
- Transition to a new recreation software.

## 164016 - CORE Fund

Location 4016

Position Desc	FTE	Salary	Seasonal	Other Wages	Benefits	Salary & Benefits
AQUATICS COORDINATOR	1.00	57,658		0	13,250	70,907
CORE ATTENDANT	7.50	195,000		0	45,621	240,621
CORE CUSTODIAL SUPV	1.00	38,730		1,500	9,957	50,187
CORE CUSTODIAN	6.00	205,442		7,726	121,669	334,837
CORE FACIL. DIRECTOR	1.00	81,723		600	43,967	126,290
CORE FACILITY MAINTENANCE SUPERVISOR	1.00	63,939		0	14,525	78,465
CORE KIDS LEAD SPC	1.00	30,649		0	7,182	37,831
CORE KIDS SPECIALIST	2.50	69,108		3,000	16,904	89,012
CORE KIDS SUPERVISOR	1.00	35,090		0	17,763	52,853
FACILITY RENTAL LEAD	1.00	32,282		0	7,459	39,741
FACILITY RENTAL SPEC	1.00	28,340		885	16,517	45,742
FITNESS COORDINATOR	1.00	60,882		946	40,810	102,638
FITNESS LEAD SPECIALIST	0.50	15,517		0	4,421	19,937
FITNESS SPECIALIST	2.50	69,108		0	25,584	94,692
GUEST SERV SPECIALST	5.00	138,216		0	41,938	180,154
GUEST SERVICES COORD	3.00	174,138		6,117	59,444	239,699
GUEST SERVICES LEAD SPECIALIST	0.50	15,132		0	13,213	28,345
LIFEGUARD	17.00	520,538		0	139,471	660,010
MARKETING/ RET COORD	1.00	55,848		0	21,953	77,801
OFFICE SPECIALIST	1.00	41,579		1,500	9,912	52,991
POOL MANAGER	5.00	174,158		3,000	49,811	226,969
SLIDE ATTENDANT	0.75		19,500	0	21,864	41,364
SPORTS COORDINATOR	1.00	53,685		0	29,681	83,366
SPORTS SPECIALISTS	2.50	69,108		0	16,027	85,135
CORE FACILITY MAINTENANCE SPECIALIST/I	1.00	47,778		0	10,854	58,631
FSA				0	270	270
Overtime				20,000	1,530	21,530
<b>Grand Total</b>	<b>65.75</b>	<b>2,273,646</b>	<b>19,500</b>	<b>45,275</b>	<b>801,598</b>	<b>3,140,019</b>

### PROGRAM DESCRIPTION:

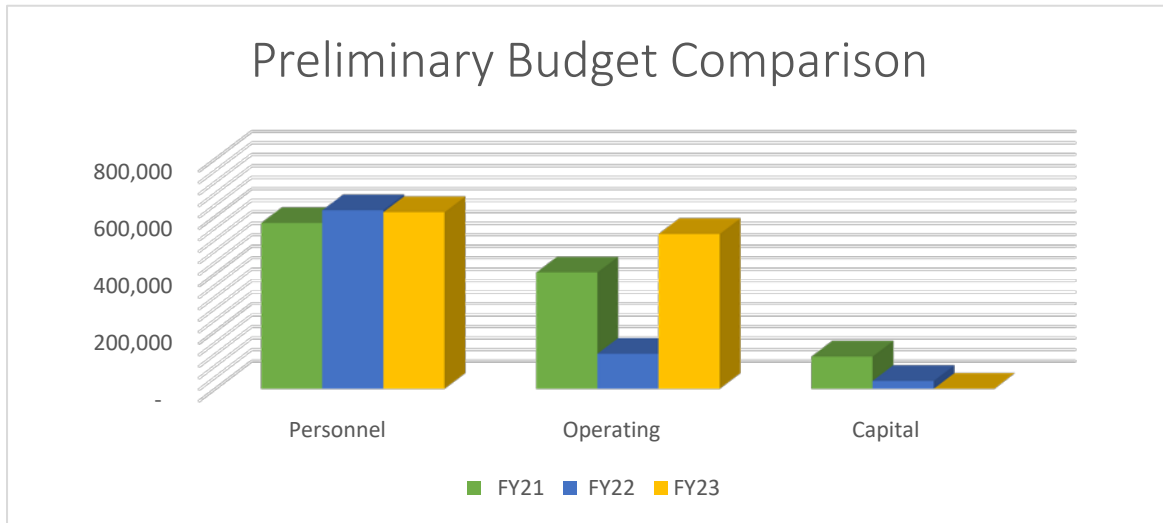
The CORE is a 158,000 sq ft. multi-generational recreation center offering in-house programming in the areas of sports, aquatics, health and fitness. Additionally, the facility is available to community members to host social events such as parties and other gatherings in various spaces that can be reserved on a first-come, first-served basis. Fitness classes as well as the Tsunami Swim and Dive team are led by instructors who are independent contractors.

Daily, weekly and monthly passes are available in addition to membership options.

As of February 2022, the CORE has 5,411 members. Average participation per month since June 2021 is 25,000.

# 174017 - Older Americans Fund

174017



Expenditures	Preliminary Budget			% Change	Actual Expenditures	
	FY21	FY22	FY23	FY 22 to 23	FY21	FY22*
Personnel	577,168	621,592	<b>614,799</b>	-1%	570,126	458,224
Operating	404,920	121,706	<b>538,971</b>	343%	344,062	281,660
Capital	112,161	27,476	-	-100%	24,168	71,255
<b>Total</b>	<b>1,094,250</b>	<b>770,775</b>	<b>1,153,770</b>		<b>938,356</b>	<b>811,139</b>

\*FY22 includes 9.5 months of activity

**BUDGET HIGHLIGHTS:**

- The City of Hobbs will now be reimbursed by the State for transportation services provided. This funding has never been received, previously.
- Several facility improvements projects are included in the FY23 budget.
- The Senior Center has requested an additional Meal on Wheels delivery truck through the State’s capital outlay process.



## 174017 - Older Americans Fund

Location 4017

Position Desc	FTE	Salary	Other Wages	Benefits	Salary & Benefits
CUSTODIAN	2.00	65,686	2,100	25,053	92,839
KITCHEN AIDE	0.50	13,000	1,500	21,926	36,426
LUNCH/DANCE REGSTR	0.50	14,841	0	13,203	28,043
NUTRTN SPEC/OUTRCH	1.00	42,058	873	27,378	70,309
OA MAINTENANCE SPV	1.00	55,910	7,798	32,666	96,374
OUTREACH WORKER	2.50	80,392	1,200	37,571	119,163
SENIOR AFFAIRS COORD	1.00	71,510	1,560	43,773	116,843
SENIOR CENTER ADMINISTRATIVE ASSISTANT	1.00	37,253	2,100	9,886	49,239
FSA			0	180	180
Overtime			5,000	383	5,383
<b>Grand Total</b>	<b>9.50</b>	<b>380,650</b>	<b>22,131</b>	<b>212,017</b>	<b>614,799</b>

### PROGRAM DESCRIPTION:

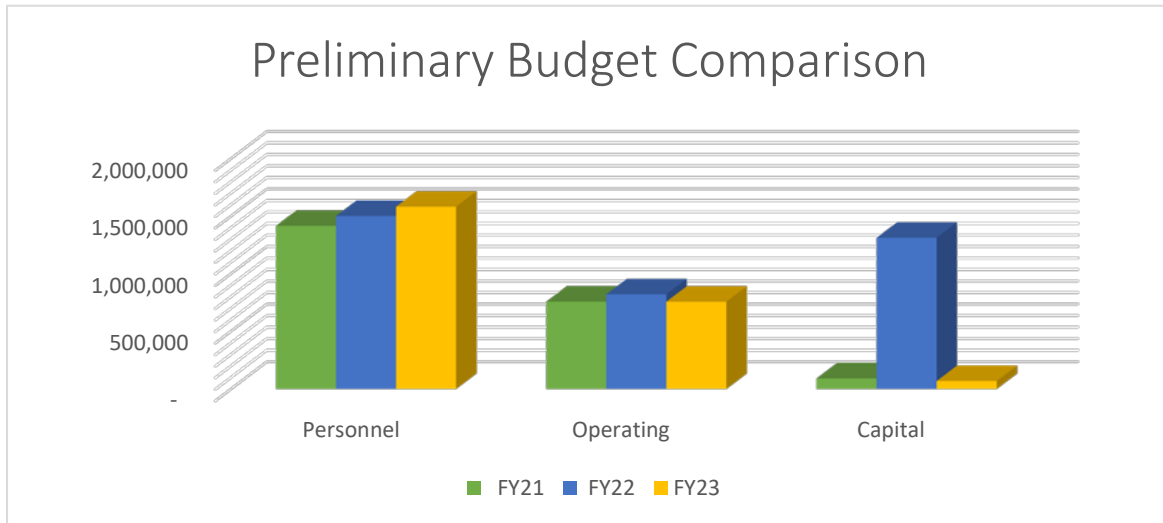
The Older Americans Division provides senior services, such as recreational activities, physical activities, health activities, human services, special interest classes and meal programs.

### FY 2023 GOALS/OBJECTIVES:

- Increase awareness of services that are available for Minority and At-Risk Elderly
- Increase the number of seniors who utilize the Senior Center as their primary contact for appropriation of resources, services, and opportunities.

# 184315 - Golf Maintenance

184315



Expenditures	Preliminary Budget			% Change	Actual Expenditures	
	FY21	FY22	FY23	FY 22 to 23	FY21	FY22*
Personnel	1,416,504	1,502,250	<b>1,583,142</b>	5%	1,318,432	1,106,319
Operating	757,468	821,183	<b>757,330</b>	-8%	681,861	447,826
Capital	91,992	1,313,000	<b>69,500</b>	-95%	116,595	57,327
<b>Total</b>	<b>2,265,964</b>	<b>3,636,433</b>	<b>2,409,972</b>		<b>2,116,889</b>	<b>1,611,472</b>

\*FY22 includes 9.5 months of activity

**BUDGET HIGHLIGHTS:**

- Provide training opportunities for team members
- Equipment Lift

**FY 2023 GOALS/OBJECTIVES:**

Rockwind Community Links

- Continue addressing drainage issues
- Remove cat tails for stream channel and lake.
- Continue sand bunker renovations
- Replace trees that have been lost/removed due to disease, storm damage and/or end of lifespan

Lovington Highway Health Walk

- Replace trees that have been lost/removed due to disease, storm damage and/or end of lifespan
- Repaint the bathrooms along the trail
- Research outdoor fitness equipment to be added in the future
- Continue to improve irrigation system

## 184315 - Golf Maintenance

Location 4315

Position Desc	FTE	Salary	Other Wages	Benefits	Salary & Benefits
GOLF COURSE LEAD WKR	1.00	35,110	0	8,398	43,508
GOLF IRRIGATE SPEC	1.00	51,022	660	39,017	90,700
GOLF IRRIGATION TECH	1.00	40,872	0	18,876	59,748
GOLF MECHANIC	1.00	45,032	0	10,744	55,776
GOLFCOURSE MAINT SPV	1.00	60,840	1,740	24,146	86,726
GOLFCOURSE MAINT WKR	5.75	181,329	0	80,015	261,345
PARKS SPECIALIST	3.00	128,794	0	39,581	168,374
PESTICIDE TECHNICIAN	3.00	127,608	600	48,692	176,900
TRAIL MAINT LEAD WKR	1.00	36,629	0	17,874	54,503
TRAIL MAINT WORKER	3.00	89,669	0	31,613	121,282
TRAIL SUPERVISOR	1.00	83,699	5,985	47,072	136,757
TREE TECHNICIAN	1.00	40,082	2,500	10,121	52,703
GOLF COURSE SUPERINTENDENT	1.00	113,672	5,951	53,512	173,134
FSA			0	495	495
Overtime			94,000	7,191	101,191
<b>Grand Total</b>	<b>23.75</b>	<b>1,034,358</b>	<b>111,436</b>	<b>437,348</b>	<b>1,583,142</b>

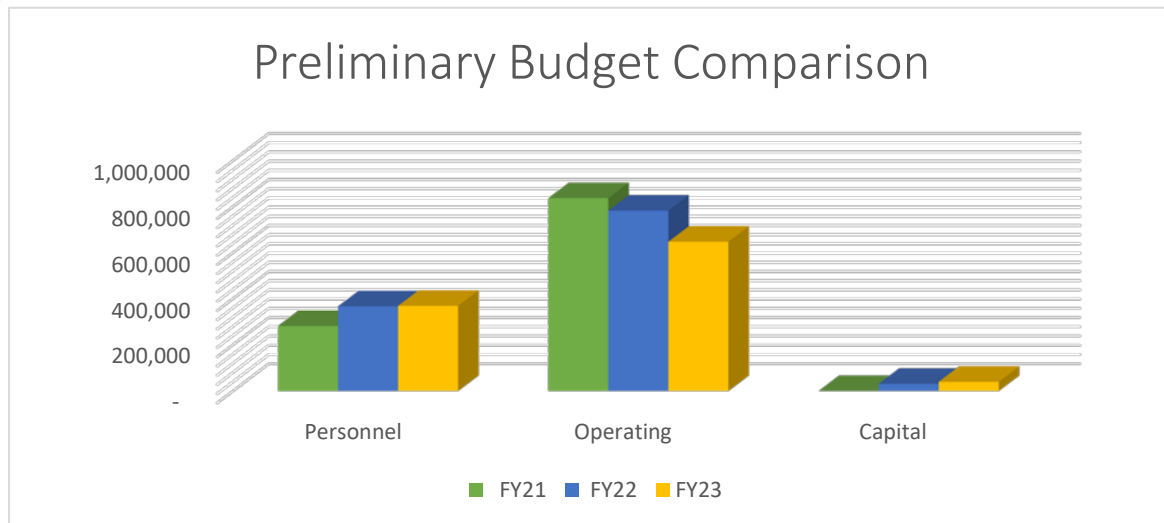
### PROGRAM DESCRIPTION:

Rockwind Community Links maintenance oversees and maintains the health and beauty of the award-winning golf facility. The goal of the team members of Rockwind Community Links is to provide a superior quality golf experience to the residents as well as visitors of the City of Hobbs. Through the dedication of the 14 highly trained maintenance team members, Rockwind Community Links continues to be one of the premier golf facilities in the state of New Mexico as well as the nation. The maintenance crew works 7 days a week including holidays in order to keep these high standards of play. Rockwind Community Links is located on a 200+ acre section of land, 110 acres of that is manicured turf and the other is maintained native landscape with walking trail around the perimeter.

The Lovington Highway Health Walk is an 80 + acre highly manicured jogging, walking and biking facility. Health walk is maintained by a team of highly trained and motivated team members. The health walk team members are also responsible for assisting the Harry McAdams team.

# 184316 - Golf Clubhouse

184316



Expenditures	Preliminary Budget			% Change	Actual Expenditures	
	FY21	FY22	FY23	FY 22 to 23	FY21	FY22*
Personnel	281,754	366,882	<b>369,167</b>	1%	234,309	214,123
Operating	837,025	782,870	<b>647,910</b>	-17%	541,071	452,383
Capital	-	31,000	<b>40,000</b>	29%	87	8,620
<b>Total</b>	<b>1,118,779</b>	<b>1,180,752</b>	<b>1,057,077</b>		<b>775,467</b>	<b>675,126</b>

\*FY22 includes 9.5 months of activity

## BUDGET HIGHLIGHTS:

- Funding has once again been requested for the very popular Rockwind Pro-Am
- Funding for the First Tee has also been requested
- Funding for replacement of kitchen appliances as they age is included
- Capital funding includes request for a beverage cart and driving range picker
- Increased funding in lessons, soft goods, hard goods with the addition of the Director of Instruction/Community Engagement and increase in cost of goods/shipping

# 184316 - Golf Clubhouse

Location 4316

Position Desc	FTE	Salary	Other Wages	Benefits	Salary & Benefits
GOLF GM/ HEAD PRO	1.00	72,966	0	43,966	116,933
GOLF OPERATIONS COOR	0.50	16,234	0	32,167	48,401
GOLF PLAYER SERVICES	1.25	13,000	0	7,762	40,262
GOLF SHOP CLERK	1.50	26,146	0	36,774	75,919
ROCKWIND DIRECTOR OF INSTRUCTION/COMML	1.00	63,939	0	15,056	78,995
FSA			0	45	45
Overtime			8,000	612	8,612
<b>Grand Total</b>	<b>5.25</b>	<b>192,286</b>	<b>8,000</b>	<b>136,381</b>	<b>369,167</b>

## PROGRAM DESCRIPTION:

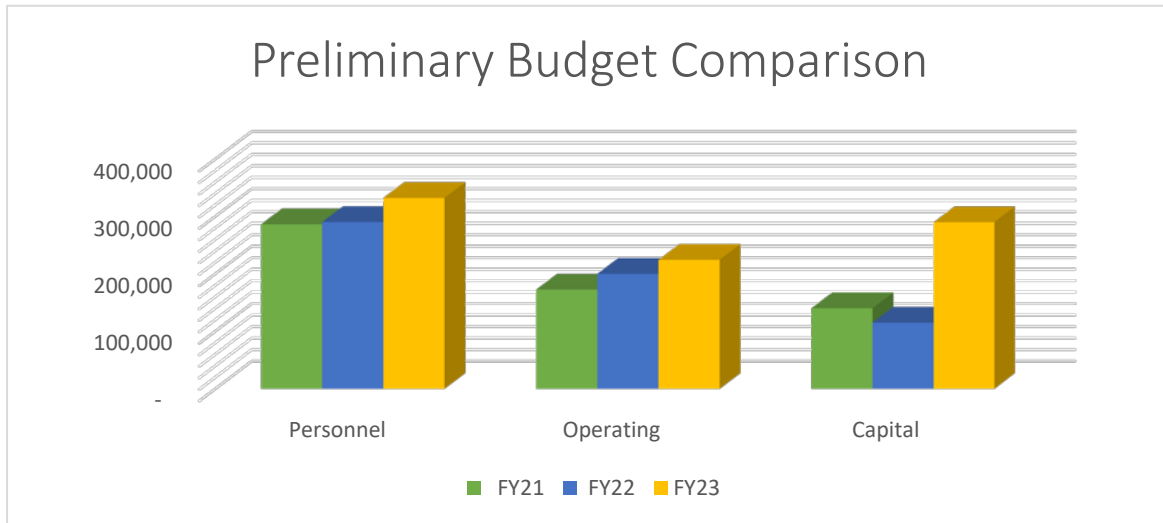
The Golf Shop provides assistance to both golfers and visitors to Rockwind Community Links. The primary function is scheduling of day-to-day play via the tee sheet, and checking golfers in for daily rounds and assisting with in-shop payment for use of the driving range. Coordination for tournament play is managed by the Golf Professional/General Manager. Additionally, the Golf Shop stocks a wide variety of golf equipment, accessories, and apparel that golfers both need and want. Funding is included, via professional services agreement, for the operation of the very popular First Tee Program. Golf Shop staff is also responsible for both the staging of golf carts and cleaning/sanitizing the golf carts afterward, as well as keeping the range ball machine stocked and picking range balls from the driving range for reuse in the range

## FY 2023 GOALS/OBJECTIVES:

- To provide fun, safe, clean and sanitary environment for all who visit Rockwind
- To provide assistance to golfers and visitors to Rockwind who have be there to golf, purchase merchandize, use the driving range, book tournaments, or explore opportunities to use the course within the Community Links concept
- To grow the game of golf for both adults and juniors through a variety of clinics, events, and tournaments
- To provide quality golf equipment, accessories and apparel in the Golf Shop
- To collaborate with the Hobbs County Club on city-wide events
- To provide fundraising opportunities for the First Tee as required by the professional services agreement
- To grow the Community Links concept with the addition of the Director of Instruction/Community Engagement position

# 194019 - Cemetery Fund

194019



Expenditures	Preliminary Budget			% Change	Actual Expenditures	
	FY21	FY22	FY23	FY 22 to 23	FY21	FY22*
Personnel	286,311	290,327	<b>332,329</b>	14%	231,038	250,314
Operating	172,600	200,100	<b>224,450</b>	12%	207,320	140,018
Capital	140,000	115,000	<b>290,000</b>	152%	164,785	65,531
<b>Total</b>	598,911	605,427	<b>846,779</b>		603,143	455,863

\*FY22 includes 9.5 months of activity

**BUDGET HIGHLIGHTS:**

- Replacement Fencing at Prairie Haven Park Cemetery
- Shoring Box to increase safety

# 194019 - Cemetery Fund

Location 4019

Position Desc	FTE	Salary	Other Wages	Benefits	Salary & Benefits
CEMETERY ADMINISTRATIVE ASSISTANT	1.00	33,426	0	9,759	43,185
CEMETERY MAINT WKR	2.00	62,442	0	37,025	99,466
CEMETERYMAINTLDWKR	1.00	39,478	1,500	20,483	61,461
PARKS SPECIALIST	1.00	44,200	0	29,682	73,882
SPORTFIELD MAINT WKR	1.00	29,890	0	8,253	38,142
FSA			0	45	45
Overtime			15,000	1,148	16,148
<b>Grand Total</b>	<b>6.00</b>	<b>209,435</b>	<b>16,500</b>	<b>106,393</b>	<b>332,329</b>

## PROGRAM DESCRIPTION:

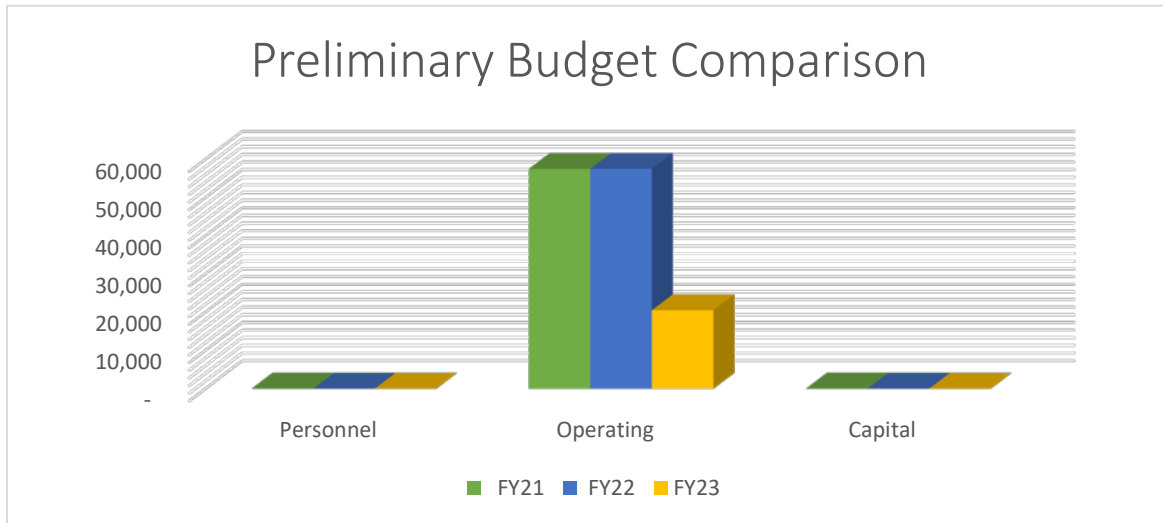
Cemetery Division provides interment services for the community at (4) municipal cemeteries comprised of 85 acres. Services include interments, lot sales, grounds maintenance, lot and ownership record keeping and constant communication with funeral homes and associated contractors.

## FY 2023 GOALS/OBJECTIVES:

- Continue to efficiently update and computerize records and lot sales.
- Improve maintenance relative to soil conditions and improve curb appeal by planting additional trees and updating all landscape.
- Improve turf quality with new turf management plan
- Continue providing high quality customer service

# 204020 - Hobbs Industrial Air Park

204020



Expenditures	Preliminary Budget			% Change	Actual Expenditures	
	FY21	FY22	FY23	FY 22 to 23	FY21	FY22*
Personnel	-	-	-	0%	-	-
Operating	57,500	57,500	<b>20,500</b>	-64%	53,336	1,256
Capital	-	-	-	0%	-	-
<b>Total</b>	<b>57,500</b>	<b>57,500</b>	<b>20,500</b>		<b>53,336</b>	<b>1,256</b>

\*FY22 includes 9.5 months of activity

**BUDGET HIGHLIGHTS:**

Estimated Lease Revenue: \$35,000 Estimated  
Current Fund Balance: \$400,000  
Estimated Utilities: \$5,000 Estimated  
Capital Projects: \$15,500



## 204020 - Hobbs Industrial Air Park

### **PROGRAM DESCRIPTION:**

The Planning Division provides administrative oversight of HIAP through it liaison with the EDC and Golf Course Maintenance Personnel. The fund receives revenue from the collection of existing leased property through the City of Hobbs. Expenditures are typically associated is operational commitments, such as utility bills for existing leases and routine maintenance, such as sign replacement / refurbishment. Revenue has also funded capital project improvements, such as the Industrial Subdivision, which revenue was used to leverage a Federal Grant

### **FY 2023 GOALS/OBJECTIVES:**

Work with the EDC to promote responsible and effective Economic Development within the HIAP Area.

Continue responsible oversight of all existing and proposed leases at HIAP; and continue to pursue grant opportunities to further develop / cleanup of HIAP area.

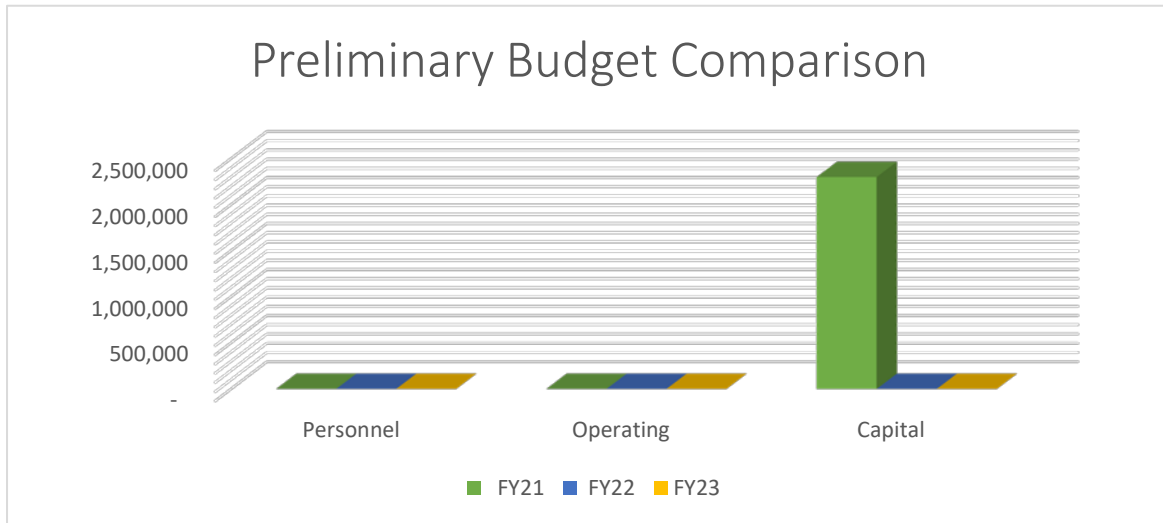
Feasibility and costs estimate for a Fire Training Facility to be located in HIAP.

### **CAPITAL IMPROVEMENTS:**

\$7,500	HIAP Misc Clean-Up / Clearing Runways
\$8,000	Misc Sign Replacement / Building Repairs

# 214021 - Legislative Appropriation Fund

214021



Expenditures	Preliminary Budget			% Change	Actual Expenditures	
	FY21	FY22	FY23	FY 22 to 23	FY21	FY22*
Personnel	-	-	-	0%	-	-
Operating	-	-	-	0%	-	20,220
Capital	2,300,000	-	-	0%	-	1,887,607
<b>Total</b>	<b>2,300,000</b>	<b>-</b>	<b>-</b>		<b>-</b>	<b>1,907,827</b>

\*FY22 includes 9.5 months of activity

**BUDGET HIGHLIGHTS:**

Legislative Appropriation fund does not contain any items in FY23 preliminary Budget. If any appropriations are received they will be included in the final budget process as will any carryovers of prior year projects.

## 214021 - Legislative Appropriation Fund

**PROGRAM DESCRIPTION:**

This fund provides a place to account for Legislative Appropriations from the State of New Mexico.

History of the fund as follows:

FY22 Appropriations:

- \$828,000 - City Wide Fiber Network
- \$500,000 - Security Upgrade

FY21 Appropriations:

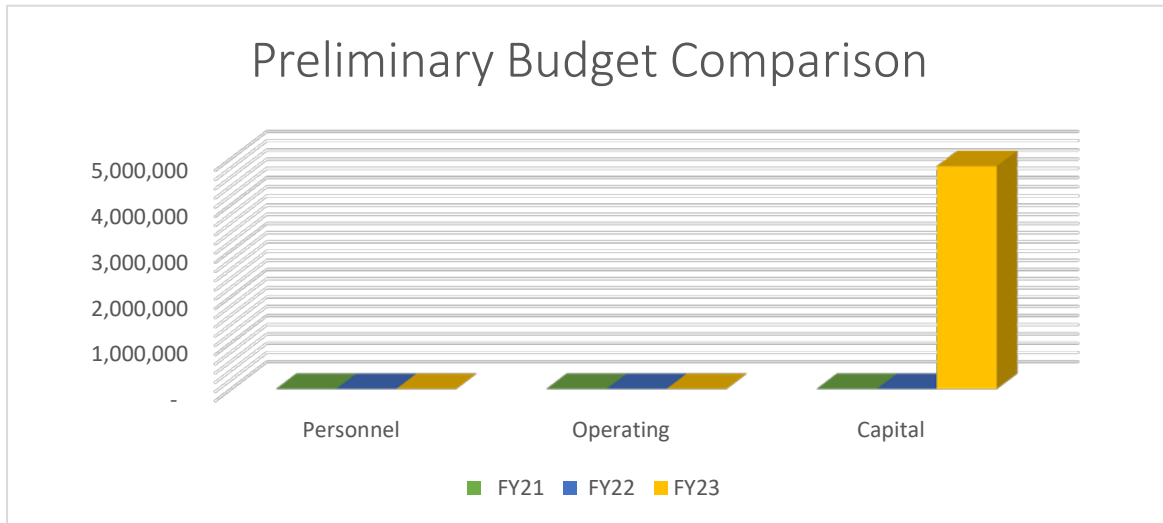
- \$1,500,000 - Fire Truck & Aerial Equipment (project completed in FY22)
- \$400,000 - Ambulance (project completed in FY22)

**FY 2023 GOALS/OBJECTIVES:**

To track and account for legislative appropriations as awarded.

# 224022 - Intergovernmental Grants

224022



Expenditures	Preliminary Budget			% Change	Actual Expenditures	
	FY21	FY22	FY23	FY 22 to 23	FY21	FY22*
Personnel	-	-	-	0%	-	-
Operating	-	-	-	0%	-	-
Capital	-	-	<b>4,835,516</b>	0%	1,587,094	-
<b>Total</b>	-	-	<b>4,835,516</b>		1,587,094	-

\*FY22 includes 9.5 months of activity

**BUDGET HIGHLIGHTS:**

The intergovernmental grants fund contains the 2nd half of the ARPA funds awarded to the City of Hobbs. The final budget will include any carryovers of prior year.

## 224022 - Intergovernmental Grants

**PROGRAM DESCRIPTION:**

This fund provides a place to account for Intergovernmental Grants from all Local, State and Federal Agencies.

History of the fund as follows:

FY22 Grants:

- \$4,835,516 - 1st half of ARPA distribution

FY21 Appropriations:

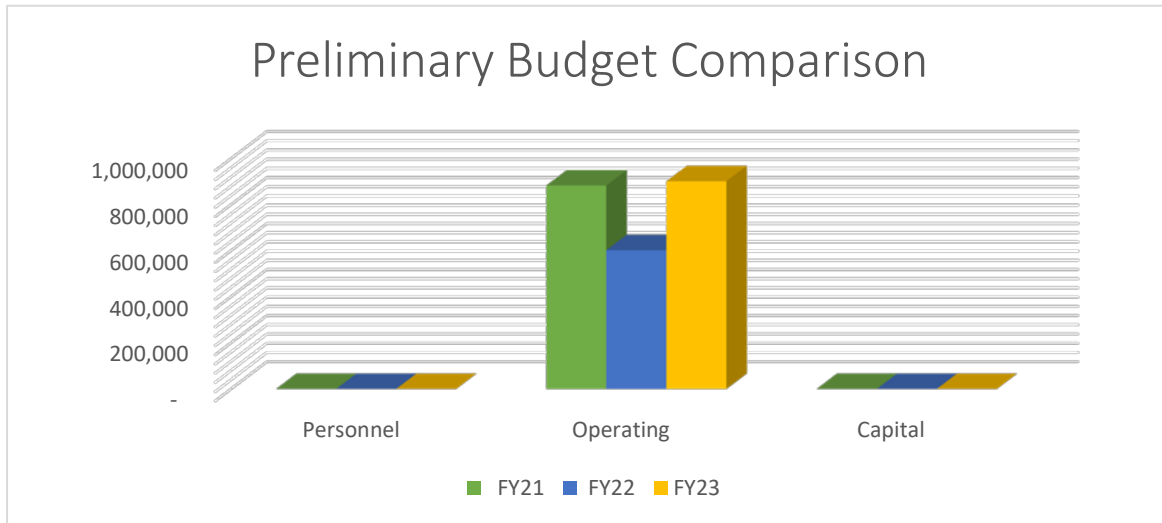
- \$658,969 - CARES Act SBA Grant (project completed in FY21)
- \$928,125 - CARES Act COVID Emergency Fund (project completed in FY21)

**FY 2023 GOALS/OBJECTIVES:**

To track and account for intergovernmental grants as awarded.

## 234023 - Lodgers' Tax Fund

234023



Expenditures	Preliminary Budget			% Change	Actual Expenditures	
	FY21	FY22	FY23	FY 22 to 23	FY21	FY22*
Personnel	-	-	-	0%	-	-
Operating	883,330	602,000	<b>902,000</b>	50%	676,410	306,705
Capital	-	-	-	0%	-	-
<b>Total</b>	<b>883,330</b>	<b>602,000</b>	<b>902,000</b>		<b>676,410</b>	<b>306,705</b>

\*FY22 includes 9.5 months of activity

### BUDGET HIGHLIGHTS:

Based on projections in the 21-22 fiscal year, an anticipated 50% increase is budgeted for lodgers' tax revenue for 2023. This primarily is due to the current recovery from the Covid-19 pandemic in the latter part of fiscal year 2021. The energy sector also correlates closely to the overall hotel revenue generated. The 2023 year budget is expected to generate approximately, \$900,000 of lodgers' tax revenue. This fund will need to be closely reviewed over the next 6 months for trends. The operational expenses and transfers are expected to be a possible 100% of the tax revenues estimated within the fund.

## 234023 - Lodgers' Tax Fund

**PROGRAM DESCRIPTION:**

The City of Hobbs has currently enacted a lodgers' tax rate at 5%. This tax is accumulated within this Lodgers' Tax Fund, and expended within guidelines established by both state statute, and City of Hobbs Ordinance.

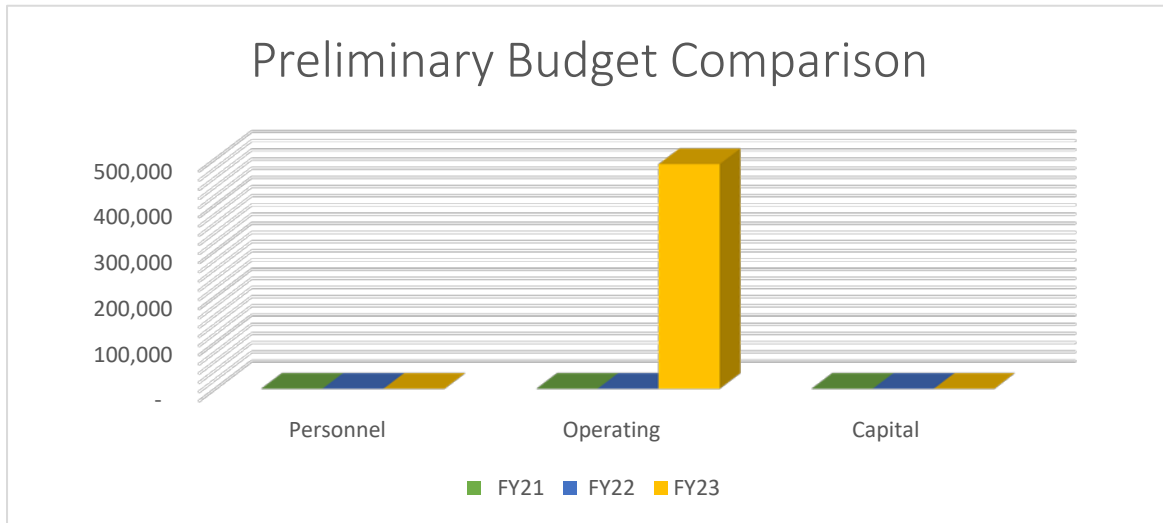
**FY 2023 GOALS/OBJECTIVES:**

The Lodgers' Tax Board is a five person board that is appointed by the City Commission of the City of Hobbs. The board is required to have two members representing owners/operators of lodging facilities located within the community, two members representing tourist related industries within the community, and one member at large. The objective of this board is to make decisions on how these tax proceeds are to be spent, within the limitations specified within state statute, and the City of Hobbs ordinance, while remaining cognizant of the best interests of the community as a whole. The current local ordinance allocates the fund is the following groups: 20% to non/for profit entities, 40% to local and county government, 25% to airline subsidy, and 15% for security and sanitation.

The goal for the Lodgers' Tax Board for the upcoming year is to continue to work within the limitations of the tax receipts during the year, promoting Hobbs and its events and attractions in an effective and economical way in turn generates additional tax revenues through visitors to our community.

# 244024 - LG Abatement Fund

244024



Expenditures	Preliminary Budget			% Change	Actual Expenditures	
	FY21	FY22	FY23	FY 22 to 23	FY21	FY22*
Personnel	-	-	-	0%	-	-
Operating	-	-	<b>489,000</b>	0%	-	-
Capital	-	-	-	0%	-	-
<b>Total</b>	-	-	<b>489,000</b>		-	-

\*FY22 includes 9.5 months of activity

**BUDGET HIGHLIGHTS:**

Award for FY23 projected at \$489,000 for Opioid Settlement Funds. Budgeted line items include supplies - medical, professional services, and training.



## 244024 - LG Abatement Fund

**PROGRAM DESCRIPTION:**

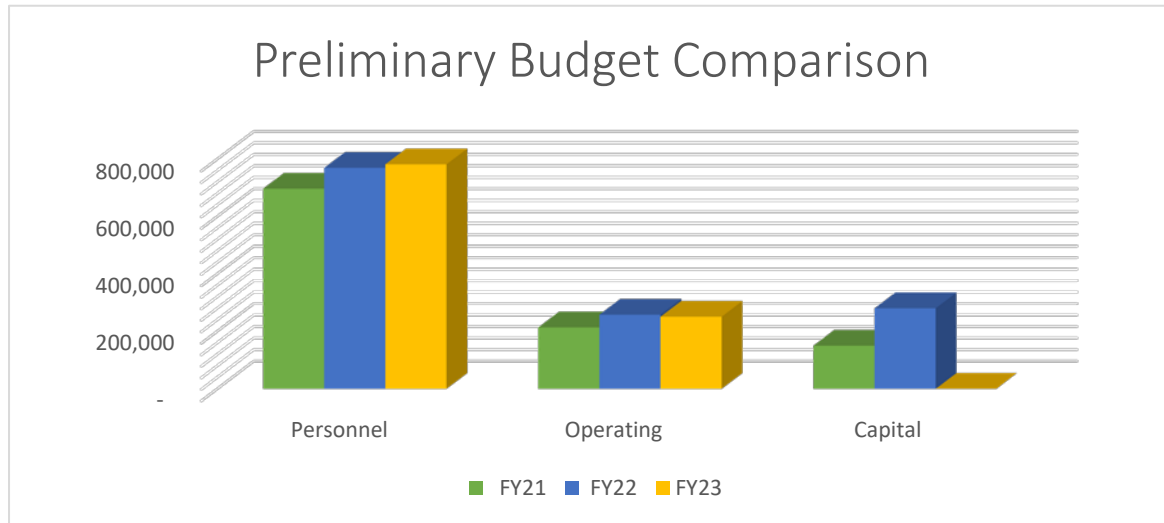
Fund created to track and report opioid settlement funds awarded to our municipality via the New Mexico Opioid Allocation Agreement (NMOAA). NMOAA requires every participating local government to create a separate fund called the "LG Abatement Fund".

**FY 2023 GOALS/OBJECTIVES:**

To track and report abatement funds received per the requirements of the agreement.

## 274027 - Public Transportation

274027



Expenditures	Preliminary Budget			% Change	Actual Expenditures	
	FY21	FY22	FY23	FY 22 to 23	FY21	FY22*
Personnel	696,801	769,543	<b>781,825</b>	2%	652,610	520,012
Operating	213,450	257,700	<b>250,656</b>	-3%	136,916	95,806
Capital	150,000	280,000	-	-100%	117,518	-
<b>Total</b>	<b>1,060,251</b>	<b>1,307,243</b>	<b>1,032,481</b>		<b>907,044</b>	<b>615,818</b>

\*FY22 includes 9.5 months of activity

### BUDGET HIGHLIGHTS:

Funding is requested for standard operational costs. Capital requests include \$140,000.00 for replacement of one bus in the transportation fleet. FFY 22-23 grant funds have been requested for this capital expenditure in which 80% of the cost will be reimbursed to the City under the grant. If grant funding is not approved, this request will be withdrawn from the City budget.

## 274027 - Public Transportation

Location 4027

Position Desc	FTE	Salary	Other Wages	Benefits	Salary & Benefits
EXPRESS ASST SPV	1.00	51,958	7,560	24,422	83,940
EXPRESS DISPATCHER	1.00	32,781	0	18,221	51,002
EXPRESS DRIVER LEAD	1.00	47,632	9,000	41,113	97,745
HOBBS EXPRESS DRIVER	6.00	215,488	35,220	145,113	395,821
HOBBS EXPRESS SPV	1.00	69,035	11,069	30,106	110,210
FSA			0	45	45
Overtime			40,000	3,060	43,060
<b>Grand Total</b>	<b>10.00</b>	<b>416,894</b>	<b>102,849</b>	<b>262,081</b>	<b>781,825</b>

### PROGRAM DESCRIPTION:

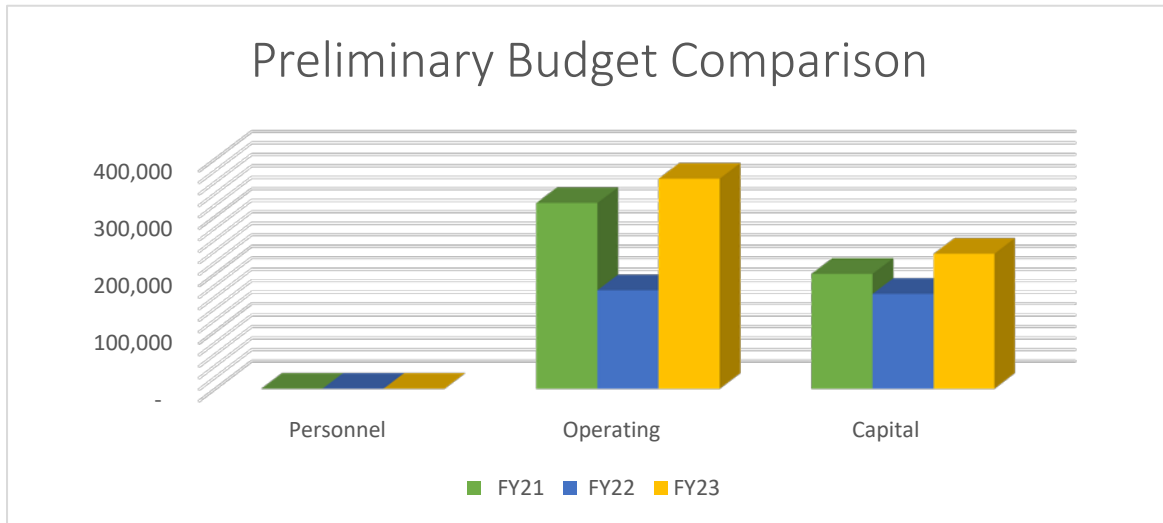
Hobbs Express is the public transportation system operated by the City of Hobbs within the city limits and immediate surrounding area. This program is operated through formulary grant funding by the Federal Transit Administration. Hobbs Express offers fixed-route transportation services at various bus stop locations throughout town known as the Red Route, Blue Route, Green Route and the Rapid Route. These routes operate hourly providing affordable and dependable transportation services for the citizens of our community. Hobbs Express also offers curb-to-curb demand response transportation service upon request by reservation at least one day in advance. All vehicles are ADA accessible. Hobbs Express travels approximately 13,000 miles per month and averages approximately 5,000 riders per month.

### FY 2023 GOALS/OBJECTIVES:

- Continue full return of all transportation services to pre-pandemic level
- Completion of changes to modify bus routes to increase efficiency and usage.
- Additional marketing of public transportation services to attract new riders and increase overall system ridership

# 284028 - Fire Protection Fund

284028



Expenditures	Preliminary Budget			% Change	Actual Expenditures	
	FY21	FY22	FY23	FY 22 to 23	FY21	FY22*
Personnel	-	-	-	0%	-	-
Operating	323,500	171,300	<b>365,900</b>	114%	175,529	216,977
Capital	200,000	165,000	<b>235,000</b>	42%	99,932	91,672
<b>Total</b>	<b>523,500</b>	<b>336,300</b>	<b>600,900</b>		<b>275,461</b>	<b>308,649</b>

\*FY22 includes 9.5 months of activity

**BUDGET HIGHLIGHTS:**

- Outsourcing of hose testing, hydrant testing, ladder testing, and bunker inspections for greater transparency
- Continue LifeScan physicals for all HFD personnel
- Increase number of training props as training ground is developed

## 284028 - Fire Protection Fund

**PROGRAM DESCRIPTION:**

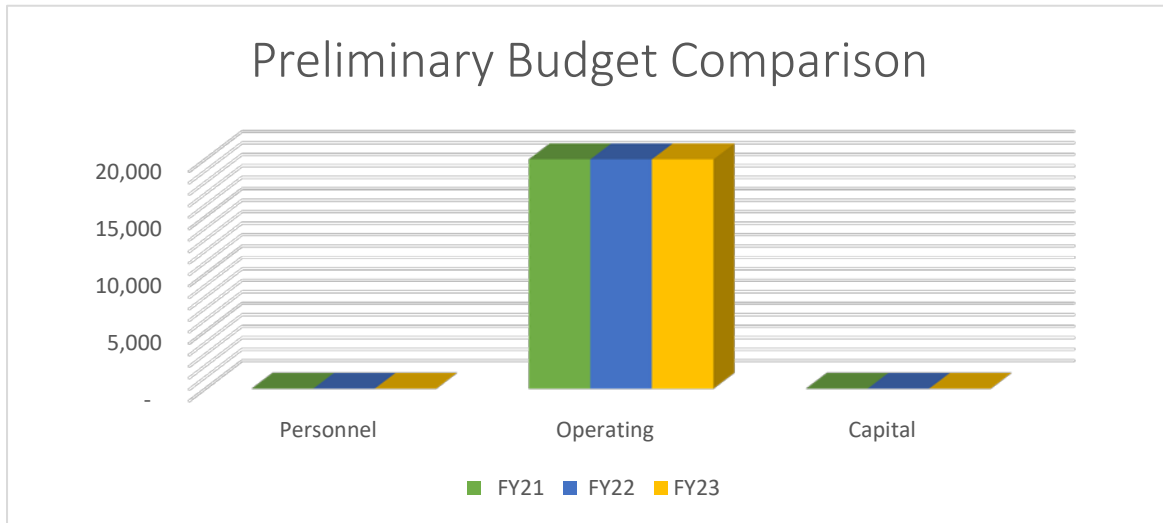
The Fire Protection Fund is money received from the NM State Fire Marshal's Office based on the department's ISO rating. 3% of insurance premiums, both residential and commercial, are distributed to the Fire Marshal's Office, and in turn, the monies are distributed to fire departments across the state. The Hobbs Fire Department is currently an ISO 2 and receives approximately \$500,000 each year from the fund. The fire department utilizes this fund to purchase emergency response apparatus, for training, and for fire prevention purposes.

**FY 2023 GOALS/OBJECTIVES:**

- Maintain fiscal integrity and responsibility with all purchases
- Ensure healthy reserve for potential capital purchases necessary for safe operations
- Prepare for ISO inspection with hopes to improve to ISO 1

# 294029 - EMS Fund

294029



Expenditures	Preliminary Budget			% Change	Actual Expenditures	
	FY21	FY22	FY23	FY 22 to 23	FY21	FY22*
Personnel	-	-	-	0%	-	-
Operating	20,000	20,000	<b>20,000</b>	0%	19,620	12,529
Capital	-	-	-	0%	-	11,225
<b>Total</b>	<b>20,000</b>	<b>20,000</b>	<b>20,000</b>		<b>19,620</b>	<b>23,754</b>

\*FY22 includes 9.5 months of activity

**BUDGET HIGHLIGHTS:**

- EMS training for personnel in order to maintain licensure
- Opportunities for increased education, either through attending classes or by attending major EMS related conferences
- Procurement of EMS supplies as needed
- EMS licensure renewal fees for personnel

## 294029 - EMS Fund

**PROGRAM DESCRIPTION:**

The EMS Fund (Fund 29) is money received from the NM Department of Health for use in the enhancement of local emergency medical services in order to reduce injury and loss of life. The NM Emergency Medical Systems Bureau administers the fund pursuant to the Emergency Medical Services Fund Act. In any fiscal year, no less than 75% of the money in the fund shall be used for the local emergency medical services funding program to support the cost of supplies, equipment, and operations. The money is distributed to municipalities using a formula established pursuant to rules adopted by the Department of Health. The share of funds is determined by the relative geographic size and population of each county and the relative number of runs of the recipient. The Hobbs Fire Department typically receives \$20,000 as part of their share from this fund.

**FY 2023 GOALS/OBJECTIVES:**

- Continue to provide quality EMS service to the community
- Seek out alternate funding sources for equipment
- Maintain fiscal integrity and responsibility with expenditures





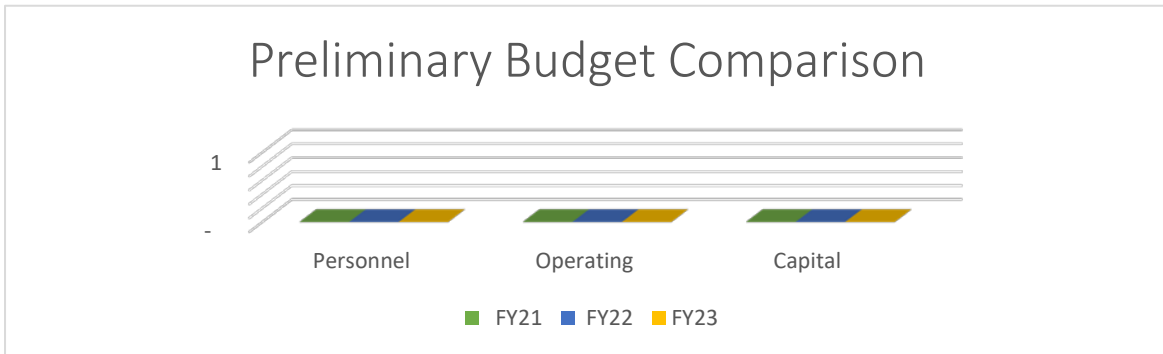


# *FY 2023 Preliminary Budget*

## *Capital Funds Expense Detail*

# Capital Project Funds 370, 460, 480, 490

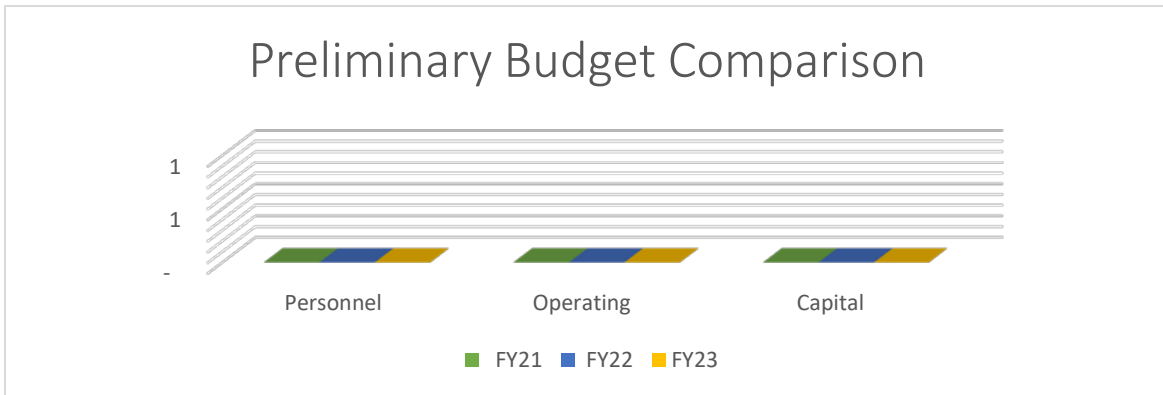
374037



Expenditures	Preliminary Budget			% Change	Actual Expenditures	
	FY21	FY22	FY23	FY 22 to 23	FY21	FY22*
Personnel	-	-	-	0%	-	-
Operating	-	-	-	0%	-	-
Capital	-	-	-	0%	-	68,439
<b>Total</b>	-	-	-		-	68,439

\*FY22 includes 9.5 months of activity

484048



Expenditures	Preliminary Budget			% Change	Actual Expenditures	
	FY21	FY22	FY23	FY 22 to 23	FY21	FY22*
Personnel	-	-	-	0%	-	-
Operating	-	-	-	0%	-	-
Capital	-	-	-	0%	394,976	257,728
<b>Total</b>	-	-	-		394,976	257,728

\*FY22 includes 9.5 months of activity

## Capital Project Funds 370, 460, 480, 490

### PROGRAM DESCRIPTION:

To provide infrastructure and quality of life improvement for the residents of City of Hobbs and Lea County in the areas of roadways, neighborhood improvements, utilities, drainage, recreation/parks, traffic, planning and economic development.

**Fund 49 – Commission Improvement Fund (Infrastructure Tax 0.125%):** This Fund receives revenue from the infrastructure tax (1/8<sup>th</sup> increment).

**Fund 48 – Street Improvement (Gas Tax):** This Fund receives State Gas Tax revenue at approximately \$600,000 annually and funding is used to leverage State and Federal grants for roadway improvements.

**Fund 46 – Special Grants:** Fund 46 was created to account for special grants funds

**Fund 37 – Community Development Construction Fund:** This fund is typically used for specific grant funding (Community Development Block Grant - CDBG) for community neighborhood projects, community studies, and City Commission initiatives administered by City Staff.

### FY 2023 GOALS/OBJECTIVES:

Leverage outside grant funding for capital improvement projects and prioritize general fund dollars for infrastructure improvements.

#### Projects to be completed / constructed / started in FY23

- Joint Utility Extensions / Economic Growth Project (DA's) – Fund 49/44
- CORE / Suerte off-site Improvement Drainage / Open Space Facility – Fund 49/44
- MAP Grant (Traffic Signal Improvements Clinton / Dal Paso) – Fund 48
- COOP Grant (HAWK System Marland / Clinton) – Fund 48
- RR Crossing Improvements – Fund 48
- Street / Drainage Improvements – Fund 48
- Joe Harvey & Central Signalized Intersection
- Joe Harvey & Grimes Intersection and Geometric Modifications
- Joe Harvey Drainage / Median Modifications
- CDBG Project – Midwest – Fund 37

#### Projects to design in FY22

- College Lane / SR 18 Improvements – Fund 48
- College Lane Elementary Roadway and School Parking Improvements (Joint Partnership)
- West Bender Improvements – Fund 48

### BUDGET HIGHLIGHTS:

- FY23 Grant Application (Competitive Process)
- MAP – Municipal Arterial Program – Estimated (\$500,000)
- COOP – Cooperative agreement – State Local Government Road Fund – Estimated (\$150,000)



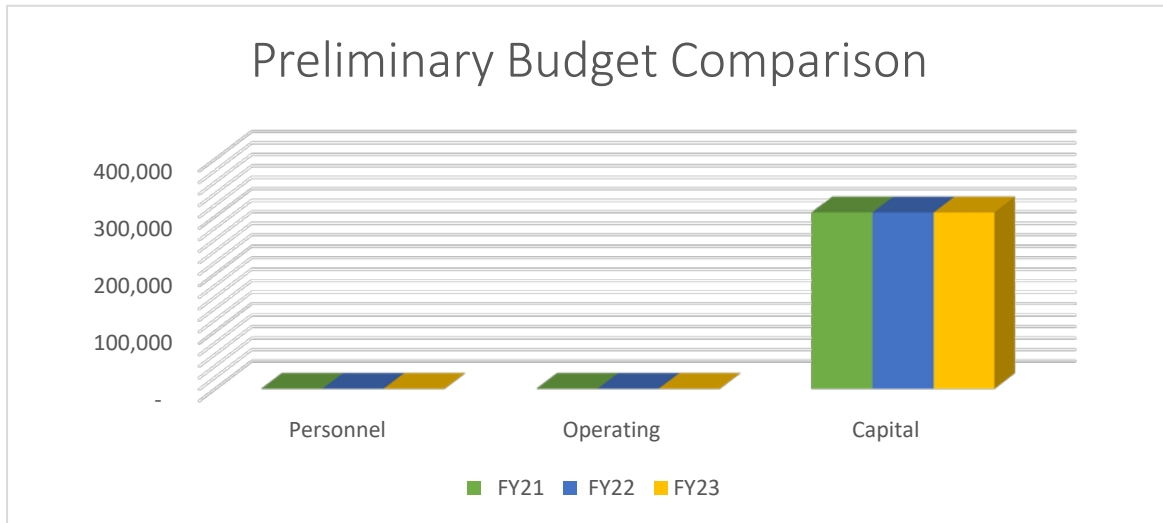


*FY 2023 Preliminary Budget*

*Debt Service Funds Expense Detail*

# 514051 - Utility Bond

514051



Expenditures	Preliminary Budget			% Change	Actual Expenditures	
	FY21	FY22	FY23	FY 22 to 23	FY21	FY22*
Personnel	-	-	-	0%	-	-
Operating	-	-	-	0%	-	-
Capital	307,005	307,005	<b>307,004</b>	0%	329,794	126,819
<b>Total</b>	<b>307,005</b>	<b>307,005</b>	<b>307,004</b>		<b>329,794</b>	<b>126,819</b>

\*FY22 includes 9.5 months of activity

**BUDGET HIGHLIGHTS:**

In 2010, the City of Hobbs established a loan/grant agreement with the New Mexico Finance Authority of approximately \$5,019,965 to fund water improvement projects. The NMFA loan has a 20 year life, an interest rate of approximately 1.75%, and requires a current annual debt service of approximately \$307,005. The current balance projected after 2023 payment is \$1,986,932.00.

## 514051 - Utility Bond

**PROGRAM DESCRIPTION:**

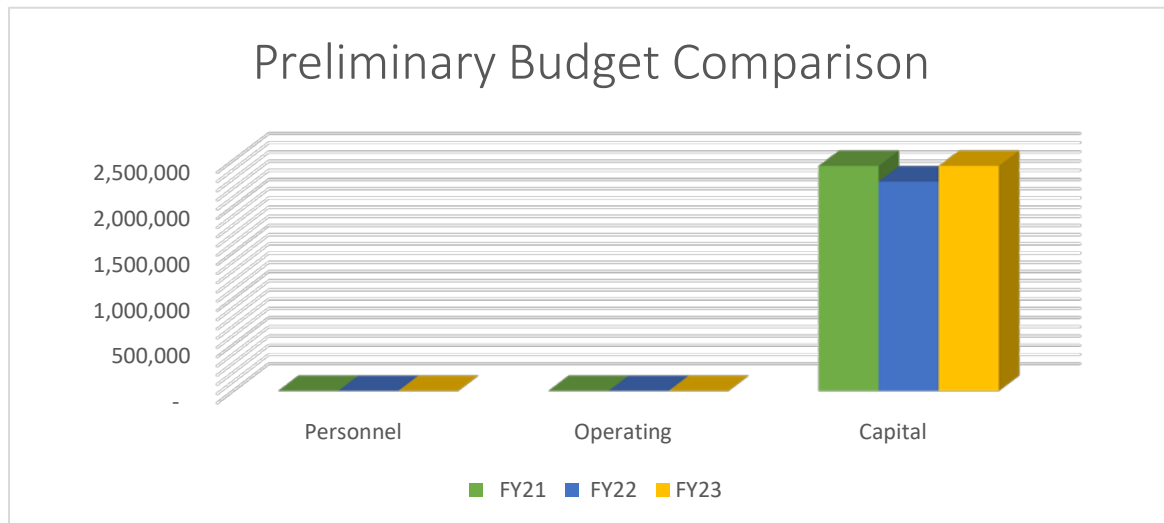
The Water Utilities Bond Fund is used to accumulate monies necessary to satisfy the debt service requirements related to all of the outstanding debt of the Joint Utility - Water. The fund receives income from transfers from the Water Joint Utility Income Fund. The Fund's expenses are the required principal and interest payments on outstanding debt.

**FY 2023 GOALS/OBJECTIVES:**

The objective of this fund is to accumulate the monies required to make principal and interest payments in accordance with the terms of debt agreements of the Water Joint Utilities Fund, and remit those principal and interest payments to the New Mexico Finance Authority

## 534053 - Wastewater Bond Fund

534053



Expenditures	Preliminary Budget			% Change	Actual Expenditures	
	FY21	FY22	FY23	FY 22 to 23	FY21	FY22*
Personnel	-	-	-	0%	-	-
Operating	-	-	-	0%	-	-
Capital	2,442,797	2,272,248	<b>2,442,796</b>	8%	2,442,797	2,271,164
<b>Total</b>	<b>2,442,797</b>	<b>2,272,248</b>	<b>2,442,796</b>		<b>2,442,797</b>	<b>2,271,164</b>

\*FY22 includes 9.5 months of activity

### BUDGET HIGHLIGHTS:

The WWTP Joint Utilities of the City of Hobbs has obtained 5 New Mexico Finance Authority loans as it relates to the Waste Water Treatment Plant.

NMFA Loan # CWSRF 001 – FY2011 original loan amount of \$31,419,101.29 – Refinanced a new Waste Water Treatment Plant in fiscal year 2021 – 10 years, .50% interest per year - \$14,075,832.90 remaining loan balance. Annual debt service - \$1,921,489.12

NMFA Loan # WTB 250 – FY2013 original loan amount of \$ 1,319,488 – Phase II construction of effluent reuse project – 20 years, .25% interest per year - \$602,218.00 remaining loan balance Annual debt service - \$66,081

NMFA Loan # WTB 0316 – FY2016 original loan amount of \$1,280,000 – Phase II construction of effluent reuse project – 20 years, .25% interest per year - \$776,812.00 remaining loan balance Annual debt service - \$63,690

NMFA Loan # 0339 – FY2016 original loan amount of \$ 723,040 – Water conservation treatment project – 20 years, .25% interest per year - \$449,724.00 remaining loan balance Annual debt service - \$36,872.00

NMFA Loan # CWSRF-064 – FY2019 original loan amount of \$ 6,143,300 – Plan, design and construct new aerobic digester facility – Refinanced in 2021 at 19 years, .50% interest per year - \$5,348,477.10 remaining loan balance Annual debt service - \$349,674.96



## 534053 - Wastewater Bond Fund

**PROGRAM DESCRIPTION:**

The Waste Water Treatment Plant Utilities Bond Fund (WWTP) is used to accumulate monies necessary to satisfy the debt service requirements related to the New Mexico Finance Authority. The fund receives income from transfers from the WWTP Joint Utility Income Fund which includes a dedicated 1/16th environmental gross receipts tax. The tax is estimated at \$1,050,000 and the remaining annual debt service \$1,392,796 is paid by the user rates. (Total estimated annual debt service is \$2,442,796) NMFA loan covenant requires a restriction of cash that equals the final annual debt service.

**FY 2023 GOALS/OBJECTIVES:**

The objective of this fund is to accumulate the monies required to make principal and interest payments in accordance with the terms of the New Mexico Finance Authority debt agreements and timely remit those principal and interest payments to the NMFA.



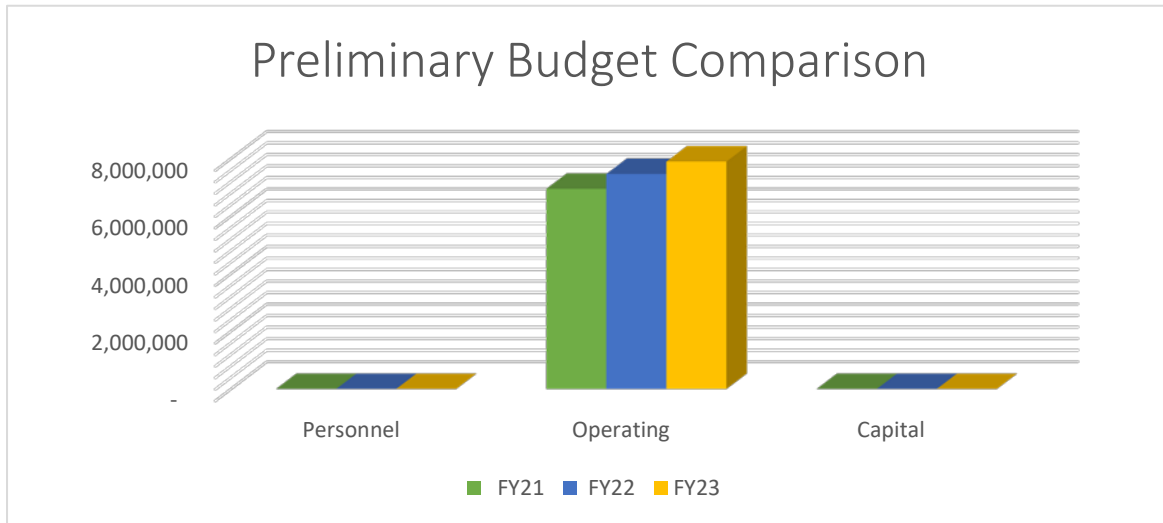


# *FY 2023 Preliminary Budget*

## *Enterprise Fund Expense Detail*

# 104010 - Solid Waste Fund

104010



Expenditures	Preliminary Budget			% Change	Actual Expenditures	
	FY21	FY22	FY23	FY 22 to 23	FY21	FY22*
Personnel	-	-	-	0%	-	-
Operating	6,950,000	7,468,000	<b>7,900,000</b>	6%	7,186,218	6,293,123
Capital	-	-	-	0%	-	-
<b>Total</b>	<b>6,950,000</b>	<b>7,468,000</b>	<b>7,900,000</b>		<b>7,186,218</b>	<b>6,293,123</b>

\*FY22 includes 9.5 months of activity

**BUDGET HIGHLIGHTS:**

- The solid waste program is an Enterprise Fund budgeted to be self-sustaining.
- The next City Wide Community Cleanup is scheduled for the FY 2024 Budget
- State Land Lease tracts will continue to be cleaned and fenced in the FY 2023 Budget

## 104010 - Solid Waste Fund

**PROGRAM DESCRIPTION:**

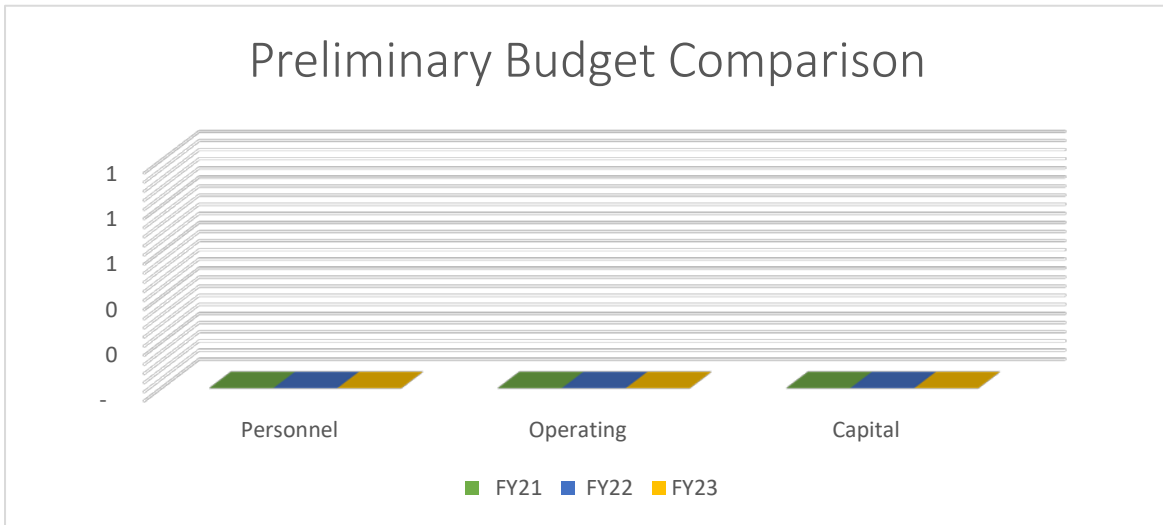
The Solid Waste Division provides for solid waste collection services for all residential, commercial, and industrial entities within the City of Hobbs through the use of a private Solid Waste Collection contract with Waste Management of New Mexico. The City also provides recycling and convenience center services for solid waste at the East Marland Convenience Center owned and operated by Waste Management of New Mexico. The City is a member of the Lea County Solid Waste Authority which provides cost effective landfill services for the disposal of solid waste for all of Lea County.

**FY 2023 GOALS/OBJECTIVES:**

- The City continues to work with Waste Management to improve customer service and communications regarding disruptions and enhancement of services.
- The City continues to work with Waste Management to efficiently operate the convenience and recycling facility located on East Marland.

# 444044 - Joint Utility Extension Fund

444044



Expenditures	Preliminary Budget			% Change	Actual Expenditures	
	FY21	FY22	FY23	FY 22 to 23	FY21	FY22*
Personnel	-	-	-	0%	-	-
Operating	-	-	-	0%	-	-
Capital	-	-	-	0%	146,198	1,855,188
<b>Total</b>	-	-	-		146,198	1,855,188

\*FY22 includes 9.5 months of activity

**BUDGET HIGHLIGHTS:**

There is no preliminary budget for FY23, however, the fund will have carryover funds in the final budget.

## 444044 - Joint Utility Extension Fund

**PROGRAM DESCRIPTION:**

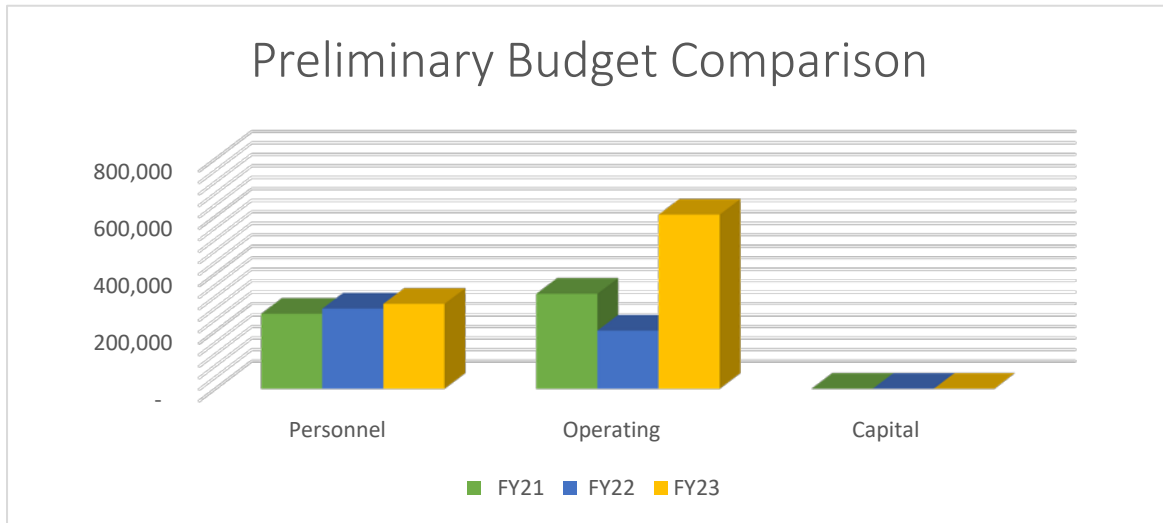
The Joint Utility Extension Fund is a capital subcomponent of the Enterprise Fund. This fund accounts for the activity of development agreements in adherence to the City of Hobbs Joint Utility Policy. Funding streams associated with this fund are matching funds from the General Fund and private development revenue contributions.

**FY 2023 GOALS/OBJECTIVES:**

The City of Hobbs Commission, City Manager, Engineering, Planning and Utility Departments continually plan innovative ways to partner with developers for the continual upgrade, expansion, and overall future growth of the City of Hobbs utility infrastructure.

# 604600 - Joint Utility Admin

604600



Expenditures	Preliminary Budget			% Change	Actual Expenditures	
	FY21	FY22	FY23	FY 22 to 23	FY21	FY22*
Personnel	260,676	278,583	<b>295,373</b>	6%	259,024	230,224
Operating	330,500	202,255	<b>606,500</b>	200%	325,227	519,241
Capital	-	-	-	0%	-	-
<b>Total</b>	<b>591,176</b>	<b>480,838</b>	<b>901,873</b>		<b>584,252</b>	<b>749,464</b>

\*FY22 includes 9.5 months of activity

**BUDGET HIGHLIGHTS:**

- Improve the training and safety of the Utilities Department.
- Implement the 2020 Water & Sewer Rate Adjustment Plan



## 604600 - Joint Utility Admin

Location 4600

Position Desc	FTE	Salary	Other Wages	Benefits	Salary & Benefits
UTILITIES ADMINISTRATIVE ASSISTANT	1.00	37,960	0	35,188	73,148
UTILITIES DIRECTOR	1.00	159,370	6,281	56,036	221,687
Overtime			500	38	538
<b>Grand Total</b>	<b>2.00</b>	<b>197,330</b>	<b>6,781</b>	<b>91,262</b>	<b>295,373</b>

### PROGRAM DESCRIPTION:

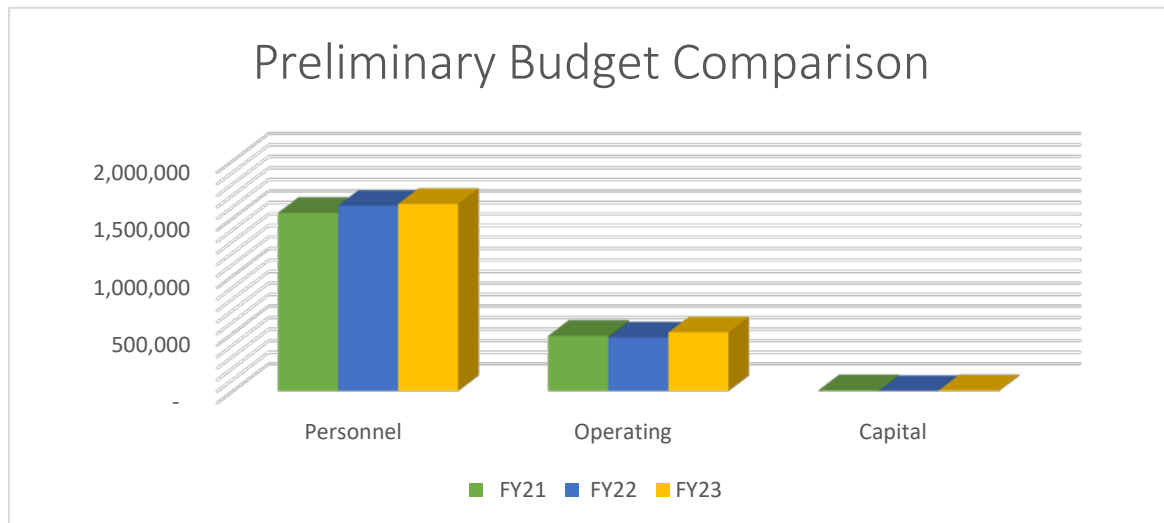
The Administration Division manages and organizes the safety, environmental, technical, fiscal, and administrative duties for the Utilities Department. The Utilities Director is responsible for the enforcement and compliance with all ordinances, resolutions, regulations, policies, permits and administrative rules and requirements enacted by the City Commission, the City Manager, the NMED, the EPA and other State and Federal regulatory agencies. The Utilities Director makes recommendations to the City Manager, the City Commission, and the Utilities Board concerning the fiscal, operational, and policy needs of the Utilities Department.

### FY 2023 GOALS/OBJECTIVES:

- Improve, maintain and upgrade the Utilities Department infrastructure and service capabilities.
- Provide clean and safe potable water to consumers and provide wastewater (sewer) collection and treatment services now and into the future for the citizens of Hobbs.
- Continue plans to expand and improve the use of treated effluent water.

## 604610 - Water Distribution

604610



Expenditures	Preliminary Budget			% Change	Actual Expenditures	
	FY21	FY22	FY23	FY 22 to 23	FY21	FY22*
Personnel	1,546,318	1,609,343	<b>1,624,095</b>	1%	1,399,989	1,141,786
Operating	478,435	464,535	<b>509,125</b>	10%	388,826	316,646
Capital	5,750	-	<b>5,750</b>	0%	-	-
<b>Total</b>	<b>2,030,503</b>	<b>2,073,878</b>	<b>2,138,970</b>		<b>1,788,815</b>	<b>1,458,432</b>

\*FY22 includes 9.5 months of activity

### BUDGET HIGHLIGHTS:

- Replace approximately 2 miles of old dilapidated water distribution lines throughout the City of Hobbs.
- Continue the replacement of old water service meters throughout the City of Hobbs.
- Begin the design and construction of five (5) PRV Stations for pressure and flow control throughout the water distribution system.
- Continue the replacement of the Trunk F Sewer Main Line (RCP).

## 604610 - Water Distribution

Location 4610

Position Desc	FTE	Salary	Other Wages	Benefits	Salary & Benefits
GEN LABOR UTIL MAINT	1.00	28,891	0	16,742	45,633
JOURNEYMAN PLUMBER	2.00	115,502	14,160	50,381	180,043
UTILITY MAINT SUPV	1.00	96,512	10,515	43,345	150,372
UTILITY MAINT-UNCERT	5.00	173,098	6,000	80,087	259,184
UTILITY SUPERINTDT	1.00	110,822	20,034	57,737	188,594
UTILITYMAINTENANCEI	4.00	155,750	0	38,560	194,310
UTILITYMAINTENANCEII	1.00	44,824	7,500	39,500	91,824
UTILITYMAINTENANCEIV	2.00	106,933	14,500	83,186	204,619
UTILITY MAINT I	1.00	40,976	7,500	38,543	87,019
UTILITY MAINTENANCE SUPERVISOR	1.00	70,824	12,741	47,206	130,770
FSA			0	225	225
Overtime			85,000	6,503	91,503
<b>Grand Total</b>	<b>19.00</b>	<b>944,133</b>	<b>177,950</b>	<b>502,012</b>	<b>1,624,095</b>

### PROGRAM DESCRIPTION:

The Water Distribution Division is responsible for the operation and maintenance of the potable water distribution system for the City of Hobbs Utilities Department.

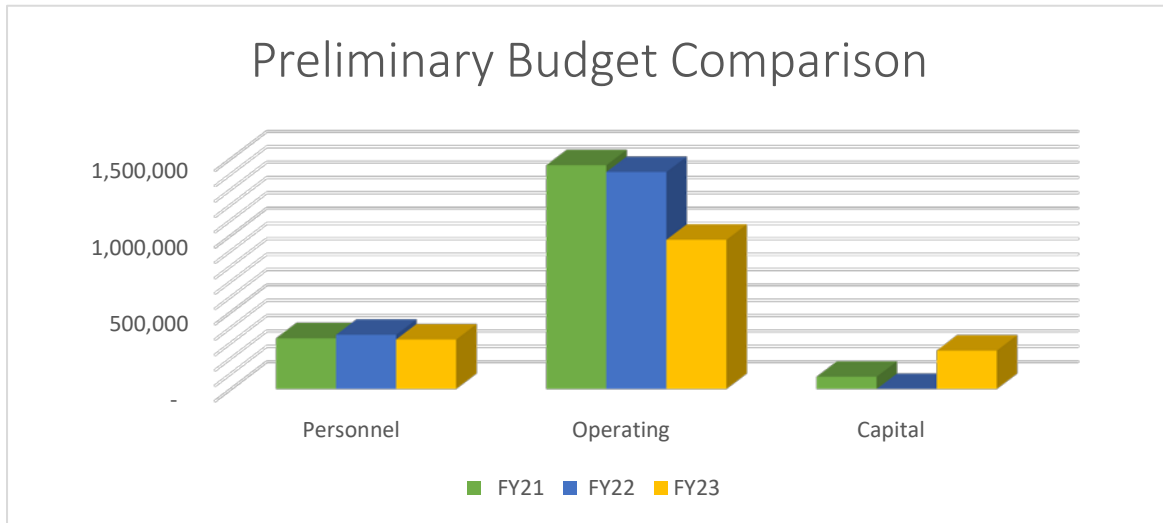
The Sewer Collection Division is responsible for the operation and maintenance of the sewer collection system and sewer lift stations for the City of Hobbs Utilities Department.

### FY 2023 GOALS/OBJECTIVES:

- Continue to improve the Utilities Department's water distribution and wastewater collection systems infrastructure and capabilities.
- Assist the GIS department to improve the accuracy of the water and sewer lines system mapping.
- Continue the water valve program to test and maintain all water control valves.
- Continue the sewer line cleaning program to systematically clean and videotape all sewer main conditions and to continue the renovation of existing lift stations and rehabbing and relining older manholes.

# 604620 - Water Production

604620



Expenditures	Preliminary Budget			% Change	Actual Expenditures	
	FY21	FY22	FY23	FY 22 to 23	FY21	FY22*
Personnel	329,711	352,327	<b>321,593</b>	-9%	327,334	273,910
Operating	1,457,300	1,412,996	<b>971,180</b>	-31%	793,008	551,629
Capital	80,000	-	<b>250,000</b>	0%	-	-
<b>Total</b>	<b>1,867,011</b>	<b>1,765,323</b>	<b>1,542,773</b>		<b>1,120,341</b>	<b>825,539</b>

\*FY22 includes 9.5 months of activity

**BUDGET HIGHLIGHTS:**

- Planned construction of five new (5) PRV Stations.
- Planned Construction of a new water production well.

## 604620 - Water Production

Location 4620

Position Desc	FTE	Salary	Other Wages	Benefits	Salary & Benefits
PUMP OPERATOR IV	2.00	114,192	660	46,012	160,864
UTILITY PROD SPRV	1.00	65,270	1,320	17,403	83,993
PUMP OPERATOR I	1.00	44,450	1,000	20,475	65,925
FSA			0	45	45
Overtime			10,000	765	10,765
<b>Grand Total</b>	<b>4.00</b>	<b>223,912</b>	<b>12,980</b>	<b>84,701</b>	<b>321,593</b>

### PROGRAM DESCRIPTION:

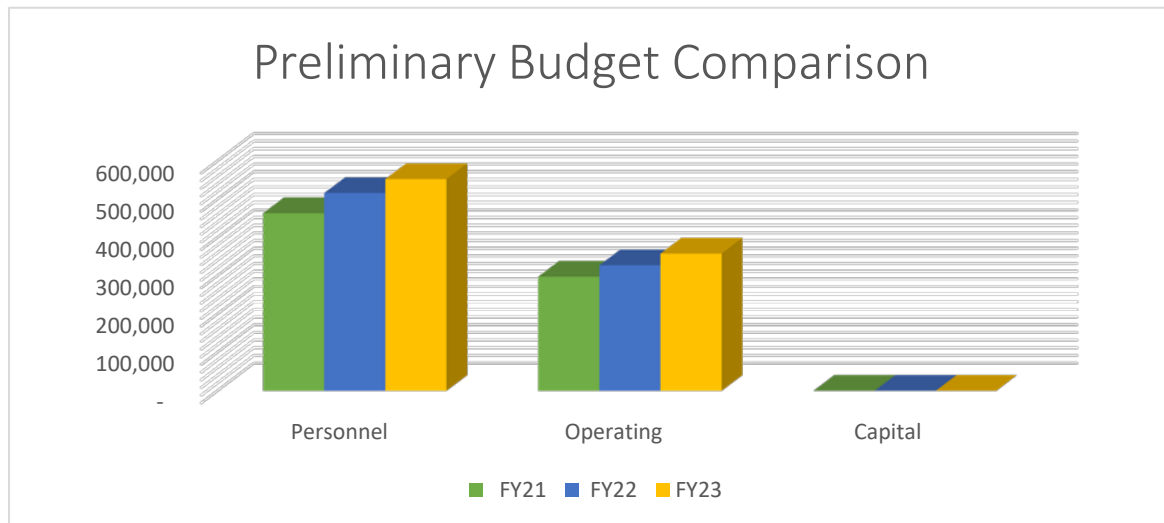
The Water Production Division is responsible for assuring that the City of Hobbs remains in compliance with all aspects of the Safe Drinking Water Act (SDWA) and all rules and regulations set forth by the NMED. The Water Production Division is responsible for the operation and maintenance of the potable water production, storage, and the delivery of that water into the distribution system for the City of Hobbs Utilities Department.

### FY 2023 GOALS/OBJECTIVES:

- The goals for this year include reducing the amount of unaccounted potable water in the system and improving water metering systems.
- Assisting with the construction of five (5) PRV Stations and the construction of a new water production well.

## 604630 - Water Office

604630



Expenditures	Preliminary Budget			% Change	Actual Expenditures	
	FY21	FY22	FY23	FY 22 to 23	FY21	FY22*
Personnel	463,781	516,501	<b>552,958</b>	7%	477,007	419,774
Operating	297,843	327,550	<b>358,224</b>	9%	284,279	266,880
Capital	-	-	-	0%	-	-
<b>Total</b>	761,624	844,051	<b>911,182</b>		761,285	686,654

\*FY22 includes 9.5 months of activity

### BUDGET HIGHLIGHTS:

- This fiscal year budget is comparable to the last fiscal year budget.
- Installation and integration of the MUNIS billing software and system.
- Implement and utilize new check scanning system that is interactive with the billing software.

## 604630 - Water Office

Location 4630

Position Desc	FTE	Salary	Other Wages	Benefits	Salary & Benefits
UTILITY BILLING SPEC	1.00	37,003	600	18,628	56,231
UTILITYASTOFFICEMNGR	1.00	54,829	2,640	40,747	98,216
UTILITYCOLLECTIONREP	1.00	44,720	5,714	21,939	72,374
UTILITYCUSTOMRSRVREP	3.00	111,405	5,913	84,066	201,383
UTILITYOFFICEMANAGER	1.00	85,342	6,390	31,810	123,543
FSA			0	135	135
Overtime			1,000	77	1,077
<b>Grand Total</b>	<b>7.00</b>	<b>333,299</b>	<b>22,257</b>	<b>197,402</b>	<b>552,958</b>

### PROGRAM DESCRIPTION:

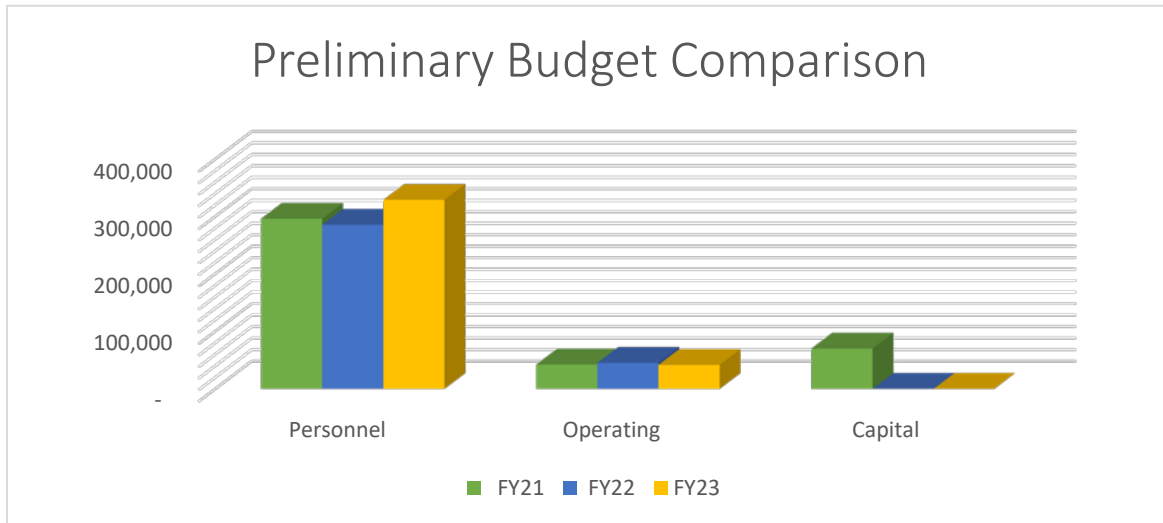
The Water Office services approximately 13,500 water, solid waste, and sewer customers and generates approximately 150,000 utility bills per year. One of the primary functions of the Water Office is to provide excellent customer service as well as ensure proper billing and receipting of funds. The Water Office also serves as a liaison for citizens relating to contracted services with Waste Management of New Mexico for solid waste pickup and disposal as well as the billing agent for Waste Management.

### FY 2023 GOALS/OBJECTIVES:

- Continue to provide excellent customer service and support for utility customers.
- Manage and facilitate the integration of the MUNIS billing software and system.
- Continue to track program savings and identify new opportunities for improvement and cost savings within operations.

# 604640 - Meters & Service

604640



Expenditures	Preliminary Budget			% Change	Actual Expenditures	
	FY21	FY22	FY23	FY 22 to 23	FY21	FY22*
Personnel	296,068	285,656	<b>328,982</b>	15%	230,860	247,629
Operating	42,200	45,200	<b>41,700</b>	-8%	20,411	19,463
Capital	70,000	-	-	0%	-	35,978
<b>Total</b>	<b>408,268</b>	<b>330,856</b>	<b>370,682</b>		<b>251,271</b>	<b>303,070</b>

\*FY22 includes 9.5 months of activity

**BUDGET HIGHLIGHTS:**

- Continue to improve the automated water meter reading system and the integration into the MUNIS billing software.
- Assist in the replacement of old worn out service meters throughout the City of Hobbs.



## 604640 - Meters & Service

Location 4640

Position Desc	FTE	Salary	Other Wages	Benefits	Salary & Benefits
METER READER	2.00	70,387	7,140	38,175	115,702
METER&SRV SUPERVISOR	1.00	57,325	1,500	32,140	90,965
METERSRVINVESTIGATOR	2.00	71,968	3,000	45,194	120,162
Overtime			2,000	153	2,153
<b>Grand Total</b>	<b>5.00</b>	<b>199,680</b>	<b>13,640</b>	<b>115,662</b>	<b>328,982</b>

### PROGRAM DESCRIPTION:

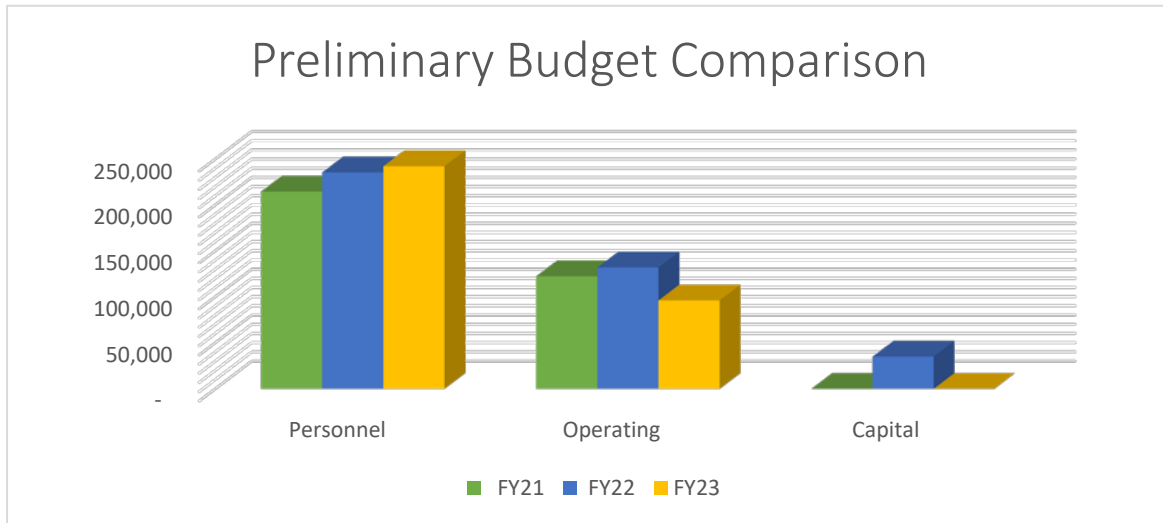
The Meters & Services Division reads and maintains approximately 13,500 water meters each month. One of the primary functions of the Meters & Services Division is to provide excellent customer service and to ensure proper meter reading, water service, meter maintenance, and data transferal for accurate customer billing each month.

### FY 2023 GOALS/OBJECTIVES:

- Continue to provide excellent customer service and support for utility customers, the Utilities Maintenance Division, and the Water Office operations.
- Monitor the irrigation usage during the Water Conservation Period.

# 604650 - Laboratory

604650



Expenditures	Preliminary Budget			% Change	Actual Expenditures	
	FY21	FY22	FY23	FY 22 to 23	FY21	FY22*
Personnel	214,579	235,521	<b>242,241</b>	3%	220,949	162,297
Operating	122,349	131,920	<b>96,075</b>	-27%	40,050	38,580
Capital	-	35,000	-	-100%	-	-
<b>Total</b>	<b>336,928</b>	<b>402,441</b>	<b>338,316</b>		<b>260,999</b>	<b>200,877</b>

\*FY22 includes 9.5 months of activity

**BUDGET HIGHLIGHTS:**

- Continue to upgrade laboratory instrumentation and procedures.
- As new EPA standardized methods become available we will continue to update our procedures.

## 604650 - Laboratory

Location 4650

Position Desc	FTE	Salary	Other Wages	Benefits	Salary & Benefits
BACTERIOLOGIST	1.00	80,205	600	20,946	101,751
LABORATORY TECH	2.00	96,803	660	40,874	138,337
Overtime			2,000	153	2,153
<b>Grand Total</b>	<b>3.00</b>	<b>177,008</b>	<b>3,260</b>	<b>61,973</b>	<b>242,241</b>

### PROGRAM DESCRIPTION:

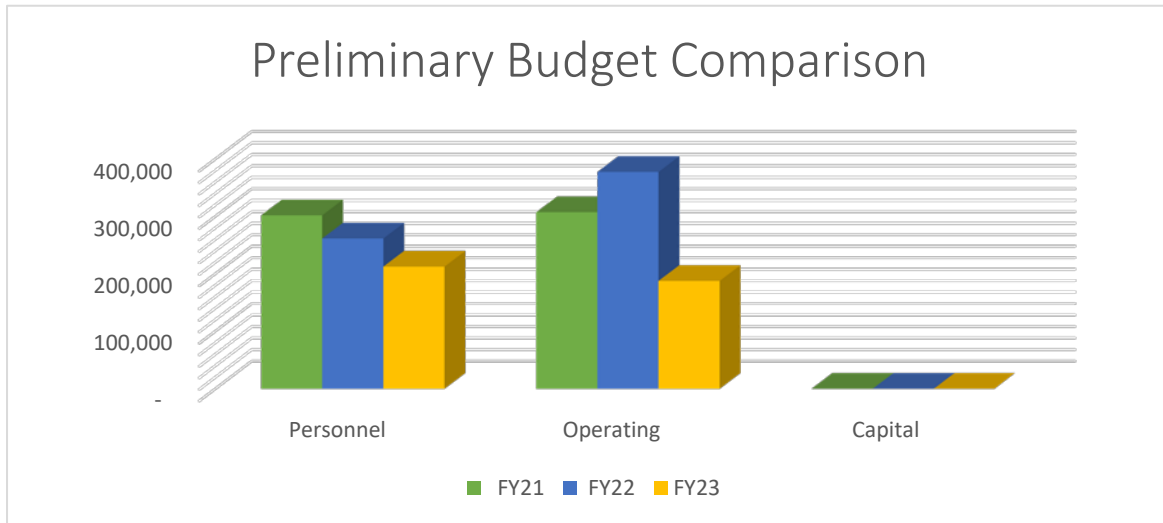
The Laboratory Division operates a state certified water and wastewater testing laboratory. The Laboratory is responsible for the bacteriological and chemical analysis of water samples for all public and private water well customers. The City of Hobbs Laboratory provides testing for citizens of Hobbs as well as customers and municipalities of surrounding communities. In addition, the laboratory is responsible for sampling, analyzing, and reporting wastewater results to the New Mexico Environment Department (NMED). A Quality Control/Quality Assurance program is conducted each month to assure all laboratory equipment is within standard guidelines, and to ensure that the laboratory meets all State and Federal testing standards and regulations.

### FY 2023 GOALS/OBJECTIVES:

- Maintain Water Laboratory State Certification
- Upgrade and improve lab testing equipment
- Continue progress on the City's Pretreatment Program

# 604685 - SCADA

604685



Expenditures	Preliminary Budget			% Change	Actual Expenditures	
	FY21	FY22	FY23	FY 22 to 23	FY21	FY22*
Personnel	301,965	261,613	<b>212,619</b>	-19%	165,412	177,548
Operating	307,400	377,600	<b>187,700</b>	-50%	103,683	88,761
Capital	-	-	-	0%	-	-
<b>Total</b>	609,365	639,213	<b>400,319</b>		269,095	266,310

\*FY22 includes 9.5 months of activity

**BUDGET HIGHLIGHTS:**

- The WWRF SCADA Replacement and Improvement Project is a two year capital project to replace the obsolete WWRF SCADA System.
- Multi-year project to replace obsolete VFDs at Jefferson Reservoir

## 604685 - SCADA

Location 4685

Position Desc	FTE	Salary	Other Wages	Benefits	Salary & Benefits
UTILITY SYSTEM SPEC	1.00	64,771	0	25,315	90,086
SENIOR UTILITY SYSTEM SPECIALIST	1.00	87,131	2,262	22,374	111,768
Overtime			10,000	765	10,765
<b>Grand Total</b>	<b>2.00</b>	<b>151,902</b>	<b>12,262</b>	<b>48,455</b>	<b>212,619</b>

### PROGRAM DESCRIPTION:

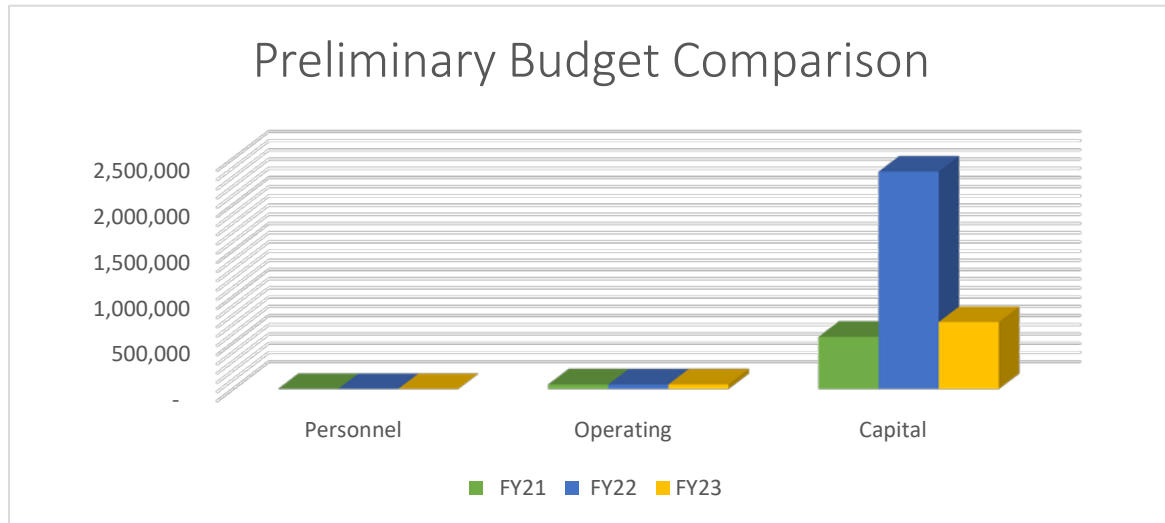
The Supervisory Control and Data Acquisition (SCADA) Division works closely with both the Water Production Department and the Wastewater Reclamation Facility (WWRF) to provide computerized monitoring, control, and alarming of all equipment and systems operating in these divisions. The SCADA Division also assists in the collection of data needed for cost tracking, water usage, water conservation, the reuse of treated wastewater, and the accurate collection of data for Compliance Reporting.

### FY 2023 GOALS/OBJECTIVES:

- The Division Budget will maintain the SCADA system with up-to-date PLCs, instrumentation, and new technology throughout the potable water production field, Sewer Collection Division, and the WWRF.
- The SCADA Division plans to perform multiple projects for the Water Production Division, Sewer Collection Division, and the WWRF, including the integration of a Sewer lift station, and one new potable water production well. These projects will secure our systems and continue to maintain a superior level of functionality, as well as add some necessary upgrades which will help facilitate a higher degree of efficiency for all four divisions involved (SCADA, WWRF, Sewer Collection, and Potable Water Production).

## 614061 - Joint Utility Construction

614061



Expenditures	Preliminary Budget			% Change	Actual Expenditures	
	FY21	FY22	FY23	FY 22 to 23	FY21	FY22*
Personnel	-	-	-	0%	-	-
Operating	50,000	50,000	<b>50,000</b>	0%	45,856	9,217
Capital	566,000	2,360,000	<b>725,000</b>	-69%	1,738,066	742,905
<b>Total</b>	616,000	2,410,000	<b>775,000</b>		1,783,921	752,121

\*FY22 includes 9.5 months of activity

### BUDGET HIGHLIGHTS:

- Replace dilapidated and undersized water distribution lines as outlined in the Water Line Replacement Project - Phase 12, 2022-2023.
- Complete an update of the City of Hobbs 40 Year Water Plan and Water Conservation Plan.
- Upgrade and replace older service meters in the water distribution system.
- Design and build five new water production Pressure Regulating Valve (PRV) Stations.
- Design and build a new potable water production well.

## 614061 - Joint Utility Construction

**PROGRAM DESCRIPTION:**

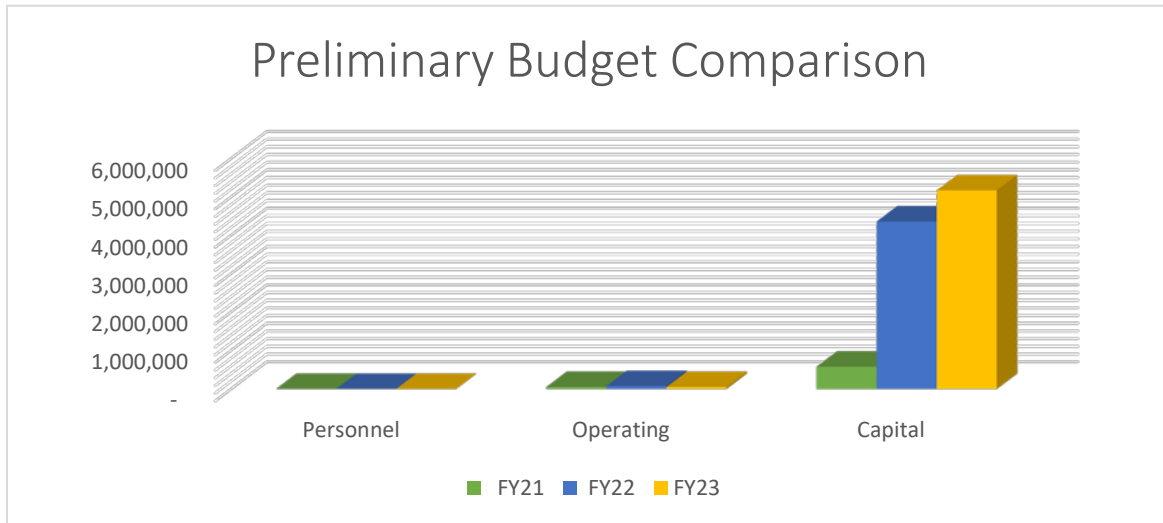
The Joint Utility Fund (Fund 61) is an administrative fund used for accounting and management of capital projects and capital equipment purchases for the Utilities Department. This fund consists of potable water supply infrastructure improvement projects. The Utilities Director manages and organizes this fund and delegates individual project responsibilities to the appropriate Utilities personnel.

**FY 2023 GOALS/OBJECTIVES:**

- Continue to improve, expand, maintain, and upgrade the Utilities Department's potable water supply infrastructure, storage, and deliverability capabilities.
- To plan and provide adequate, clean, safe, and potable water services now and into the future for the citizens of Hobbs, New Mexico.

# 624062 - Wastewater Construction

624062



Expenditures	Preliminary Budget			% Change	Actual Expenditures	
	FY21	FY22	FY23	FY 22 to 23	FY21	FY22*
Personnel	-	-	-	0%	-	-
Operating	50,000	75,000	<b>50,000</b>	-33%	29,668	34,563
Capital	580,000	4,361,000	<b>5,173,317</b>	19%	213,576	360,923
<b>Total</b>	630,000	4,436,000	<b>5,223,317</b>		243,245	395,487

\*FY22 includes 9.5 months of activity

**BUDGET HIGHLIGHTS:**

- Refurbish the HIAP main sewer lift station.
- Replace the failing Trunk F RCP sewer main along Central, Joe Harvey, and Grimes.
- Rehabilitate 50 sewer manholes using an in-situ lining system.
- Replace solids dewatering Centrifuge Unit #1
- Replace, Upgrade, and Install a new SCADA System for the Wastewater Reclamation Facility (WWRF)
- Construct a truck barn for the semi-truck and three trailers.
- Repair the asphalt and concrete around the WWRF



## 624062 - Wastewater Construction

**PROGRAM DESCRIPTION:**

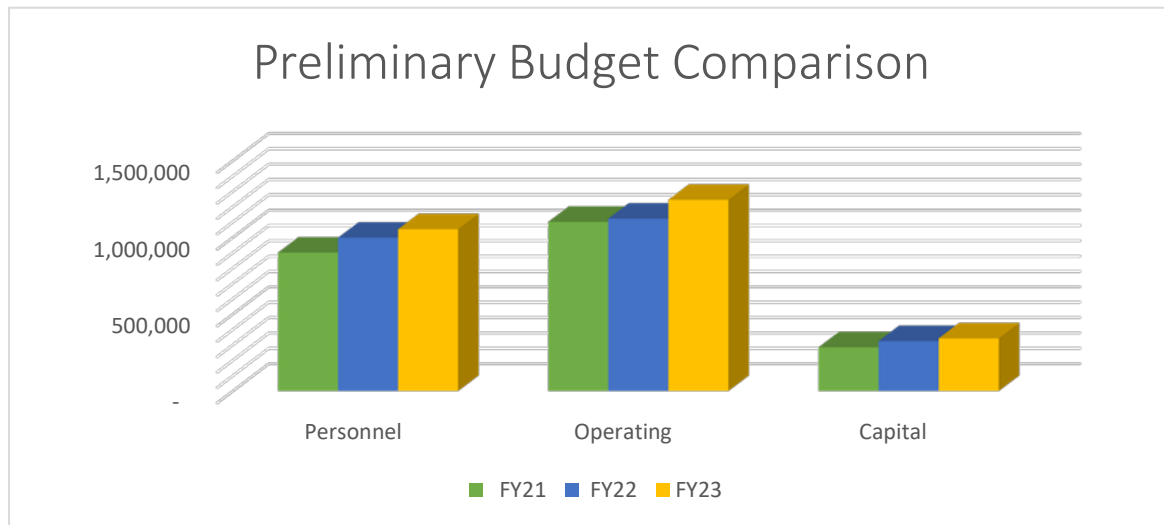
The Wastewater Construction Fund is an administrative fund used for accounting and management of capital projects and equipment for the Wastewater and Sewer Collections Divisions of the Utilities Department. This fund consists of wastewater collection and wastewater treatment capital improvements. The Utilities Director manages and organizes this fund and delegates individual project responsibilities to the appropriate Utilities personnel.

**FY 2023 GOALS/OBJECTIVES:**

- Continue to improve, maintain, and upgrade the Utilities Department's wastewater collection and treatment system infrastructure and capabilities.
- To provide adequate, safe, and efficient wastewater collection and treatment services now and into the future for the citizens of Hobbs.
- Reduce the use of potable water for irrigation purposes through the improvement of the Effluent Reclaim and Reuse Project.

## 634370 - Wastewater

634370



Expenditures	Preliminary Budget			% Change	Actual Expenditures	
	FY21	FY22	FY23	FY 22 to 23	FY21	FY22*
Personnel	900,639	997,738	<b>1,052,991</b>	6%	788,353	686,472
Operating	1,101,050	1,122,080	<b>1,245,000</b>	11%	908,643	799,543
Capital	284,000	324,500	<b>342,000</b>	5%	136,340	126,294
<b>Total</b>	<b>2,285,689</b>	<b>2,444,318</b>	<b>2,639,991</b>		<b>1,833,336</b>	<b>1,612,310</b>

\*FY22 includes 9.5 months of activity

### BUDGET HIGHLIGHTS:

- Continue work on the groundwater remediation/abatement plan as mandated by the new Discharge Permit (DP-37) issued by the State of New Mexico.
- Update and Replace the 24 year old WWRF SCADA System – the current SCADA System is obsolete and technologically inefficient to operate and control the WWRF processing systems. The new system will also bring the WWRF into compliance with new cybersecurity requirements.

## 634370 - Wastewater

Location 4370

Position Desc	FTE	Salary	Other Wages	Benefits	Salary & Benefits
WW MAINTENANCE IV	1.00	47,778	0	11,563	59,340
WWCONTROLOPERATORI	1.00	38,938	0	9,423	48,361
WWCONTROLOPERATORIV	2.00	130,894	1,920	76,622	209,436
WWCONTROLOPRTRUNCERT	4.00	138,091	1,500	51,220	190,812
WWTP OPERATIONS SPRV	1.00	71,677	1,680	27,154	100,511
WWTP SUPERINTENDENT	1.00	98,238	15,325	52,535	166,099
WWCONTROLOPERATORIII	1.00	50,232	6,862	22,926	80,020
WW MAINTENANCE I	1.00	39,250	0	18,751	58,000
WWCONTROLOPERATORII	1.00	40,622	0	19,052	59,674
Overtime			75,000	5,738	80,738
<b>Grand Total</b>	<b>13.00</b>	<b>655,720</b>	<b>102,287</b>	<b>294,984</b>	<b>1,052,991</b>

### PROGRAM DESCRIPTION:

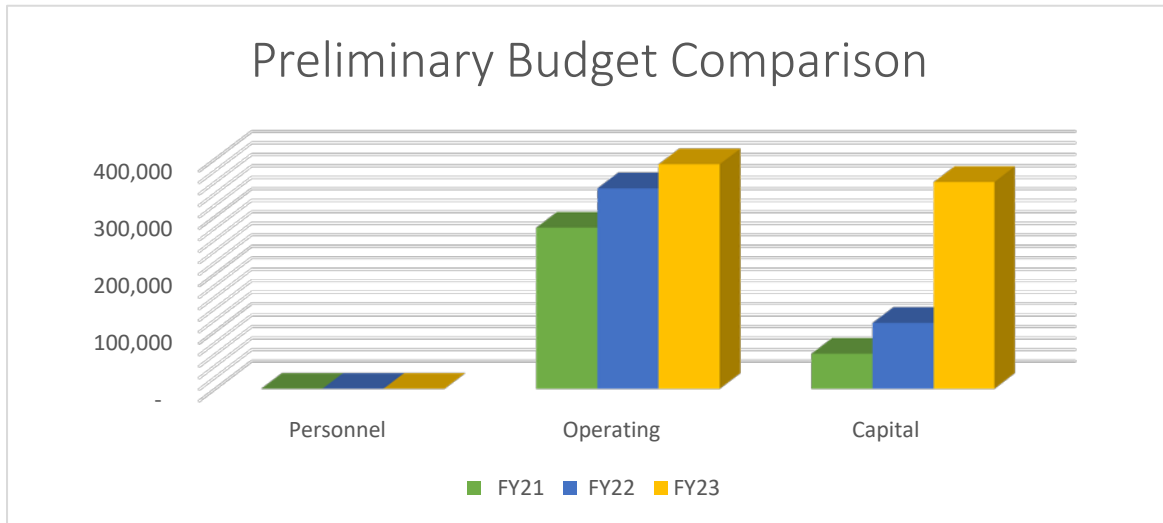
The Wastewater Division is responsible for ensuring that all residential and commercial wastewater disposed into the City of Hobbs sanitary sewer system is treated to State and Federal standards and that it is protective of public health and the immediate environment. This continuous process employs various mechanical, biological, and chemical processes to produce properly treated effluent water that is currently used for non-food crop and landscape irrigation, oil recovery, and roadway construction purposes.

### FY 2023 GOALS/OBJECTIVES:

- Plan to update and replace the 24 year old WWRF SCADA System – the current SCADA System is obsolete and technologically inadequate for the operation and control the WWRF processing systems. The new SCADA System will also bring the WWRF into compliance with new cybersecurity requirements.
- Emphasis is placed on personnel safety and training.
- Continue to train staff on the operation of the bio-solids testing/reporting requirements and implementation of the pretreatment program.

# 634375 - Biosolids

634375



Expenditures	Preliminary Budget			% Change	Actual Expenditures	
	FY21	FY22	FY23	FY 22 to 23	FY21	FY22*
Personnel	-	-	-	0%	-	-
Operating	280,500	349,000	<b>391,000</b>	12%	151,471	55,096
Capital	61,000	114,500	<b>360,000</b>	214%	54,082	25,172
<b>Total</b>	<b>341,500</b>	<b>463,500</b>	<b>751,000</b>		<b>205,553</b>	<b>80,268</b>

\*FY22 includes 9.5 months of activity

**BUDGET HIGHLIGHTS:**

- Complete the replacement of the solids drying Centrifuge Unit #1
- Purchase a new Wheel Loader

## 634375 - Biosolids

**PROGRAM DESCRIPTION:**

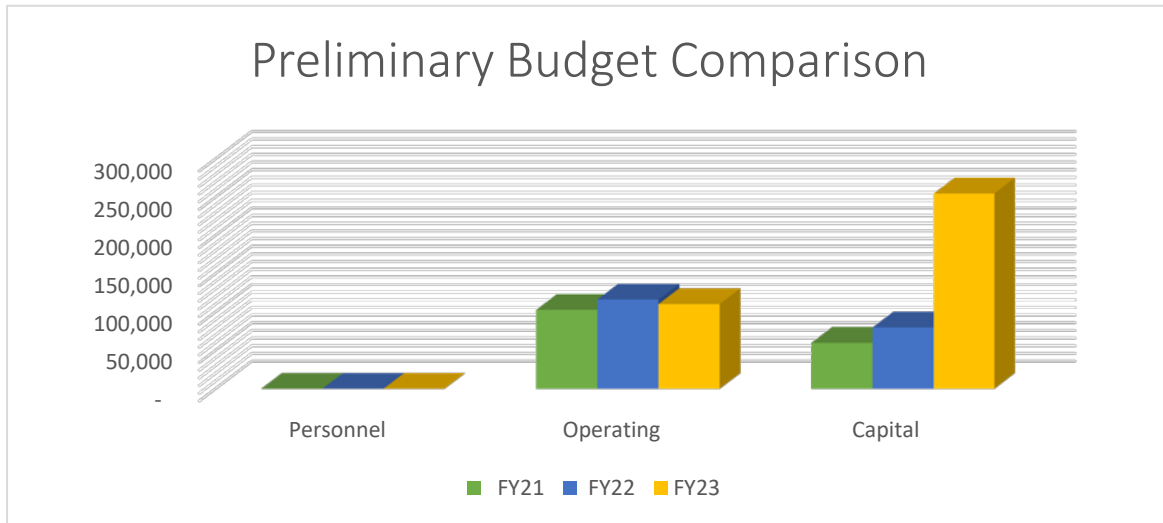
The Biosolids Disposal budget is administered by the Wastewater Division for the stabilization, transportation, and final beneficial reuse of all biosolids removed during the wastewater treatment process. Costs associated with this fund include operation and maintenance of de-watering equipment and systems, heavy equipment, chemicals, analytical testing, and any disposal fees.

**FY 2023 GOALS/OBJECTIVES:**

- The primary objective this fiscal year will be to continue to train personnel in the proper operation and maintenance of the Aerobic Digester Facility and provide adequate treatment of wastewater.

# 634380 - Industrial Water

634380



Expenditures	Preliminary Budget			% Change	Actual Expenditures	
	FY21	FY22	FY23	FY 22 to 23	FY21	FY22*
Personnel	-	-	-	0%	-	-
Operating	103,000	116,500	<b>110,500</b>	-5%	76,433	37,604
Capital	60,000	80,000	<b>255,000</b>	219%	71,677	12,151
<b>Total</b>	163,000	196,500	<b>365,500</b>		148,110	49,755

\*FY22 includes 9.5 months of activity

**BUDGET HIGHLIGHTS:**

- An increase of approximately 5% is expected to cover the additional electrical usage and minor repairs to the pumping/filtration system.

## 634380 - Industrial Water

**PROGRAM DESCRIPTION:**

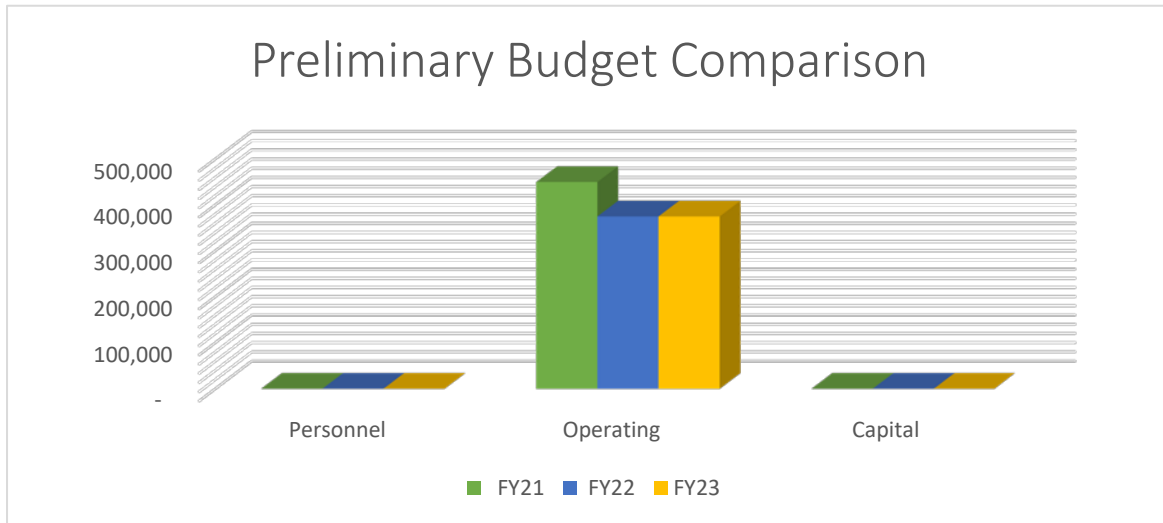
The Industrial Water budget is administered by the Wastewater Division for the tertiary treatment of effluent water prior to reuse by the City of Hobbs, Occidental Oil Company, S&H Farms, and for road and other construction purpose. Reclaimed and Reuse Water must meet compliance with all applicable regulations. The City's expanded use of reclaimed water reduces potable water demand while generating a revenue that is based upon the cost of treatment.

**FY 2023 GOALS/OBJECTIVES:**

- Replace 2 300hp VFDs on the effluent pump system.
- Continue to improve the Effluent Reclaim and Reuse Project.

# 684068 - Meter Deposit Reserve Fund

684068



Expenditures	Preliminary Budget			% Change	Actual Expenditures	
	FY21	FY22	FY23	FY 22 to 23	FY21	FY22*
Personnel	-	-	-	0%	-	-
Operating	450,000	375,000	<b>375,000</b>	0%	372,334	239,305
Capital	-	-	-	0%	-	-
<b>Total</b>	<b>450,000</b>	<b>375,000</b>	<b>375,000</b>		<b>372,334</b>	<b>239,305</b>

\*FY22 includes 9.5 months of activity

**BUDGET HIGHLIGHTS:**

- The current budget is expected to be consistent with the FY 2021-2022 budget, in that, operational expenses match the projected revenues within the fund.



## 684068 - Meter Deposit Reserve Fund

**PROGRAM DESCRIPTION:**

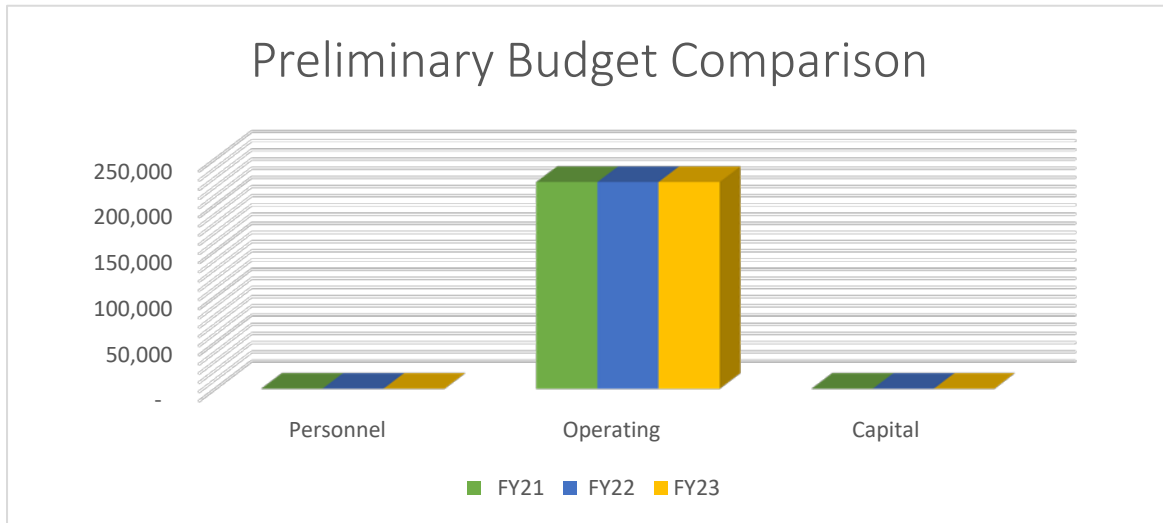
The Meter Deposit Reserve Fund is utilized to hold customer's utility service deposits until they can be reimbursed pursuant to City policy.

**FY 2023 GOALS/OBJECTIVES:**

- The Meter Deposit Reserve Fund is utilized to safely and separately hold and manage customer service deposits and to facilitate the efficient refunding of these funds pursuant to City policy.

# 694069 - Internal Supply Fund

694069



Expenditures	Preliminary Budget			% Change	Actual Expenditures	
	FY21	FY22	FY23	FY 22 to 23	FY21	FY22*
Personnel	-	-	-	0%	-	-
Operating	225,000	225,000	<b>225,000</b>	0%	219,745	179,841
Capital	-	-	-	0%	-	-
<b>Total</b>	<b>225,000</b>	<b>225,000</b>	<b>225,000</b>		<b>219,745</b>	<b>179,841</b>

\*FY22 includes 9.5 months of activity

**BUDGET HIGHLIGHTS:**

- The current budget is expected to be consistent with the FY 2021-2022 budget, in that, operational expenses match the projected revenues within the fund.

## 694069 - Internal Supply Fund

**PROGRAM DESCRIPTION:**

The Internal Supply Fund is used to purchase and store various supplies and materials that are routinely necessary to operate and maintain the City's general operations. When supplies and materials are purchased, an expense is realized within this fund. When the supplies and materials are distributed, the department receiving the supplies and materials, is charged with the actual cost of the supplies and materials.

**FY 2023 GOALS/OBJECTIVES:**

The objective of the Internal Supply Fund is to warehouse a sufficient inventory of supplies and materials to minimize delivery delays for frequently needed commodities and replacement parts in order to maximize continuity of services for all City Departments by expediting replacement and repairs of critical system components.

These goods are procured at the best obtainable price following the City's Procurement Code and the regulations set forth by the State of New Mexico State.



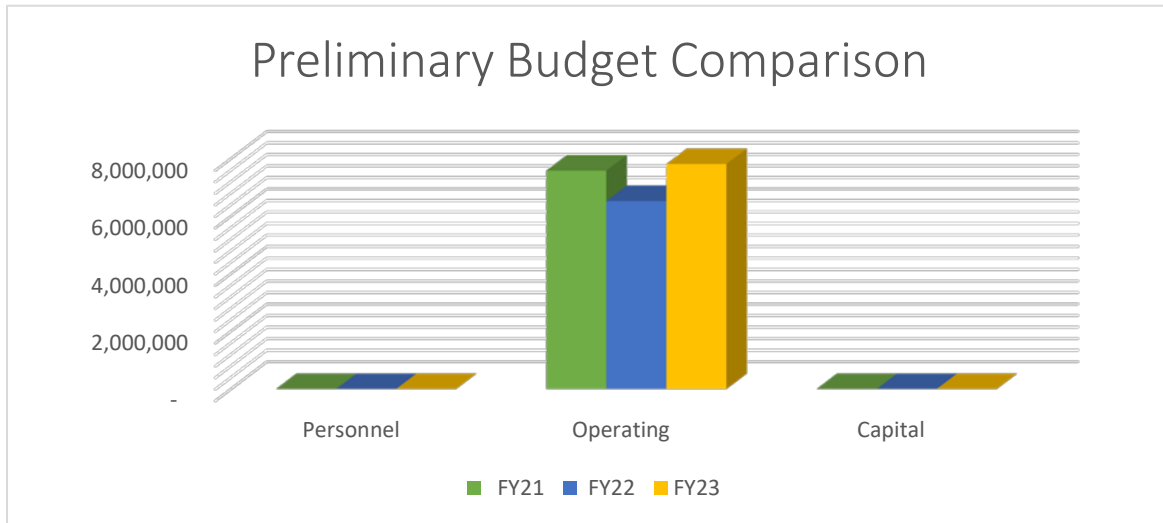


# *FY 2023 Preliminary Budget*

## *Internal Service Funds Expense Detail*

# 644064 - Medical Insurance Fund

644064



Expenditures	Preliminary Budget			% Change	Actual Expenditures	
	FY21	FY22	FY23	FY 22 to 23	FY21	FY22*
Personnel	-	-	-	0%	-	-
Operating	7,584,055	6,527,192	<b>7,814,200</b>	20%	6,308,907	6,375,641
Capital	-	-	-	0%	-	-
<b>Total</b>	<b>7,584,055</b>	<b>6,527,192</b>	<b>7,814,200</b>		<b>6,308,907</b>	<b>6,375,641</b>

\*FY22 includes 9.5 months of activity

**BUDGET HIGHLIGHTS:**

Insurance contracts for employee benefits renew on a calendar year basis. Since the City of Hobbs is self-insured, the projected 2023 funding levels is estimated to increase by 15%. This is primarily due to increased enrollment from last year and a significant increase in claims required for insurance collection. The projection takes into account a March 2022 enrollment status and projects over two calendar years. (6 months 2022 and 6 months 2023) The active employee trust fund is estimated to have a cash balance of approximately \$4,460,642. It should be noted that retiree healthcare costs and contributions are budgeted in the Retiree Health Insurance Trust Fund (Fund 72). For GASB (Government Accounting Standards Board) 45 purposes.

## 644064 - Medical Insurance Fund

**PROGRAM DESCRIPTION:**

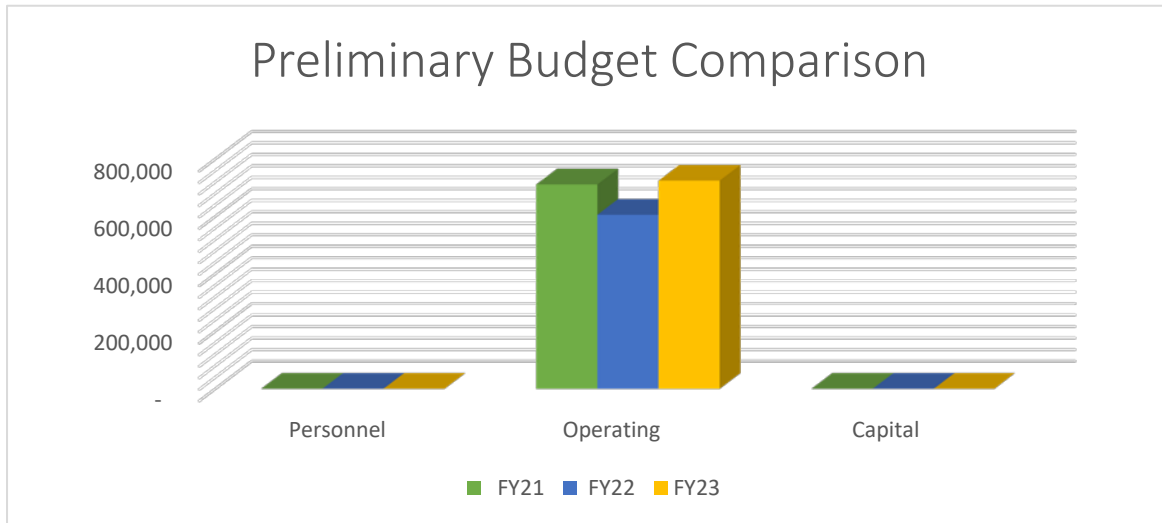
The Medical Insurance Trust Fund is used to accumulate the total costs of the medical, dental, vision and life insurance program that the City of Hobbs provides to its employees. The fund receives income from contributions from employees, as well as contributions that the City of Hobbs makes towards the program. The amount contributed to the Fund is determined on a three tier salary amount. The City of Hobbs currently has self -insured insurance contracts for the medical and dental portion of the premiums charged. The City of Hobbs also provides life and short-term disability insurance. Vision insurance is also provided, but funded 100% by the employee.

**FY 2023 GOALS/OBJECTIVES:**

The objective of this fund is to accumulate the cost of insurance claims, required premium insurance benefits, as well as the contributions from the employees and the City of Hobbs. Our goal for the upcoming year is to continue to search for insurance alternatives which appropriately weigh the benefit to insured with the cost of the program, considering both the employee's, and the employer contributions.

## 674067 - Workers Comp Fund

674067



Expenditures	Preliminary Budget			% Change	Actual Expenditures	
	FY21	FY22	FY23	FY 22 to 23	FY21	FY22*
Personnel	-	-	-	0%	-	-
Operating	711,630	605,864	<b>725,000</b>	20%	608,417	489,444
Capital	-	-	-	0%	-	-
<b>Total</b>	<b>711,630</b>	<b>605,864</b>	<b>725,000</b>		<b>608,417</b>	<b>489,444</b>

\*FY22 includes 9.5 months of activity

### BUDGET HIGHLIGHTS:

During the calendar year 2021, the City has had increased claims on workers' compensation insurance which resulted in an increased experience modifier. This resulted in a 16% increase in premium and claims by others. The City of Hobbs departmental operations will have an allocation of the premium transfers which is based on their projected payrolls and specific risk categories for employment classifications within their department, and the premium transfers will be reflected as additional personnel costs within their budgets. Total workers compensation payroll is approximately \$27,573,210 for 2021 and \$31,445,863,169 for 2020, respectively. Approximate collections are \$725,000. The trust fund has a projected reserve at \$1,000,237.21 for fiscal year 2023.



## 674067 - Workers Comp Fund

**PROGRAM DESCRIPTION:**

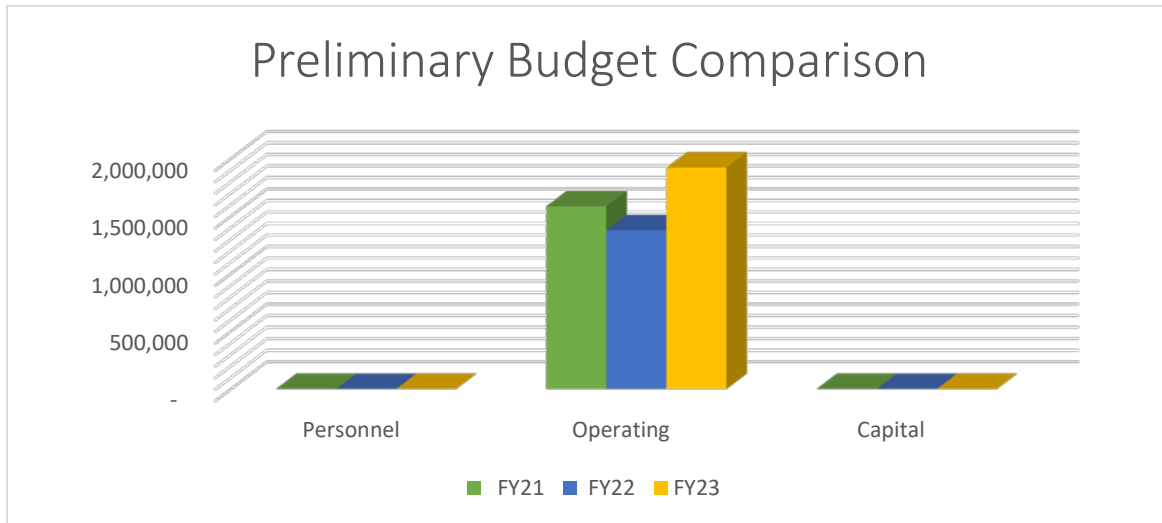
The Workers' Compensation Trust Fund is used to accumulate the total costs of insuring against the risk of loss, and paying claims as a result of injuries incurred by employees in conjunction with their duties as a City of Hobbs employee. The fund receives income from premium transfers from the City of Hobbs. The City of Hobbs is currently insured with deductibles of \$208,000 per claim with an annual aggregate of claims of \$1,000,000.

**FY 2023 GOALS/OBJECTIVES:**

The objective of this fund is to accumulate the cost of the workers' compensation insurance (based on 2022 payroll projections) and claims paid, and offset those amounts through appropriate premium transfers from other City operations. The goal for the current year is to charge premiums to City operations sufficient to cover the amounts expected to be paid in claims to stabilize the cash balance remaining within the fund, while maintaining the resources available for the potential of future claims

## 744074 - Risk Insurance Fund

744074



Expenditures	Preliminary Budget			% Change	Actual Expenditures	
	FY21	FY22	FY23	FY 22 to 23	FY21	FY22*
Personnel	-	-	-	0%	-	-
Operating	1,585,789	1,377,669	<b>1,922,400</b>	40%	1,290,345	1,791,705
Capital	-	-	-	0%	-	-
<b>Total</b>	<b>1,585,789</b>	<b>1,377,669</b>	<b>1,922,400</b>		<b>1,290,345</b>	<b>1,791,705</b>

\*FY22 includes 9.5 months of activity

### BUDGET HIGHLIGHTS:

Total estimated trust fund expenditures for 2022 is approximately \$1,377,669.00 with an anticipated reserve of \$3,476,000. The fund will continue to be evaluated and monitored throughout the fiscal year especially when renewals are scheduled in November of 2021.

## 744074 - Risk Insurance Fund

**PROGRAM DESCRIPTION:**

The Risk Insurance Fund is used to accumulate the total expenditures of general liability, property, fees, and claims by others insurance expenditures the City of Hobbs provides to its employees. The required insurance premium will also be categorized between Governmental and Proprietary Funds. The fund will receive income based on occurrences of insurance claims and required insurance premiums by each Department. The City of Hobbs is currently self-insured thru the general liability component.

**FY 2023 GOALS/OBJECTIVES:**

The objective of this fund is to accumulate the cost of insurance premiums, fees, and claims by others. The goal for the upcoming year is to continue to search and mitigate risk, through policy, employee education and insurance alternatives.



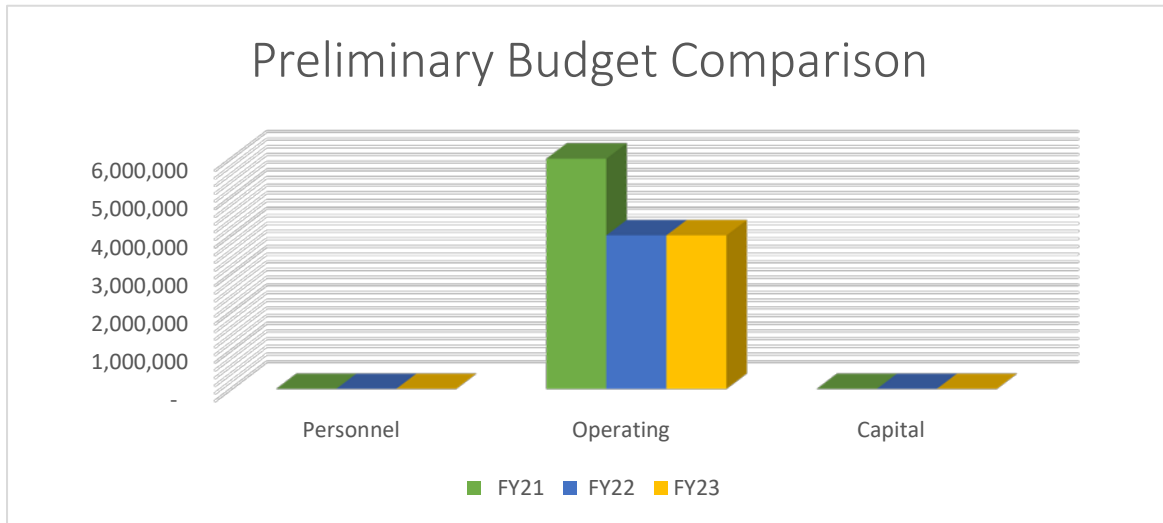


# *FY 2023 Preliminary Budget*

## *Trust & Agency Funds Expense Detail*

# 704070 - Motor Vehicle Trust

704070



Expenditures	Preliminary Budget			% Change	Actual Expenditures	
	FY21	FY22	FY23	FY 22 to 23	FY21	FY22*
Personnel	-	-	-	0%	-	-
Operating	6,000,000	4,000,000	<b>4,000,000</b>	0%	4,493,459	3,650,545
Capital	-	-	-	0%	-	-
<b>Total</b>	<b>6,000,000</b>	<b>4,000,000</b>	<b>4,000,000</b>		<b>4,493,459</b>	<b>3,650,545</b>

\*FY22 includes 9.5 months of activity

**BUDGET HIGHLIGHTS:**

The current 22-23 budget is projected to collect approximately \$4,000,000 in transactions. The operational expenses (those amounts remitted to the State of New Mexico), match the projected receipts within the fund (those amounts collected on behalf of the State of New Mexico).

## 704070 - Motor Vehicle Trust

**PROGRAM DESCRIPTION:**

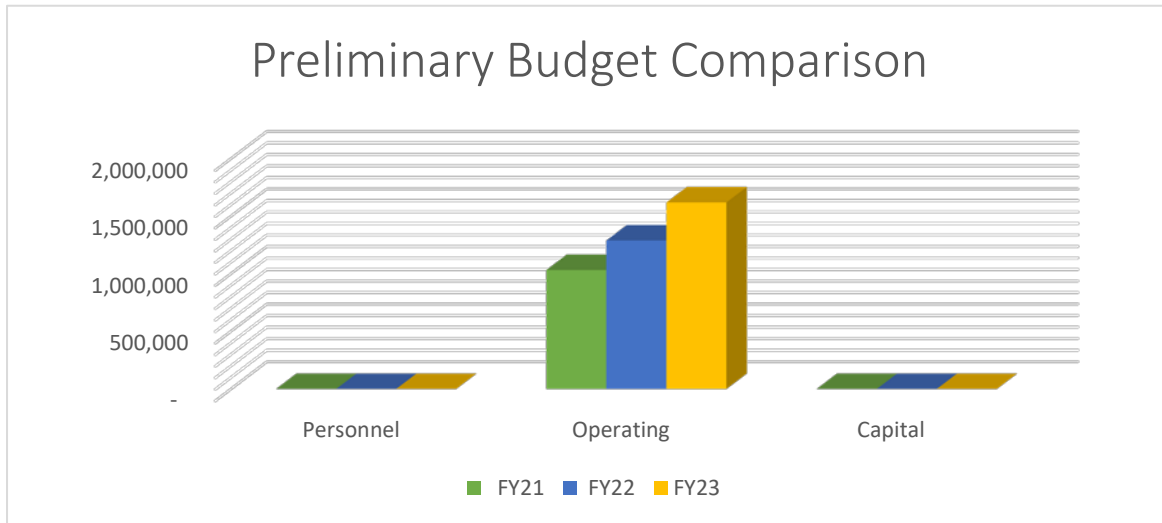
The Motor Vehicle Trust Fund is used to account for our fiduciary responsibilities of operating a Motor Vehicle Department within the City of Hobbs. This fund is used to accumulate the monies received daily for the transactions processed within our department, as well as the transmittal of those receipts directly to the State of New Mexico Motor Vehicle Department.

**FY 2023 GOALS/OBJECTIVES:**

The objective of this fund is the timely deposit of all monies received on behalf of the State of New Mexico, and the prompt remittance of these monies directly to the State. Our goal is to continue to process these transactions daily, and remit to the state in accordance with our operational agreement.

## 724072 - Retiree Health

724072



Expenditures	Preliminary Budget			% Change	Actual Expenditures	
	FY21	FY22	FY23	FY 22 to 23	FY21	FY22*
Personnel	-	-	-	0%	-	-
Operating	1,032,356	1,288,970	<b>1,620,000</b>	26%	1,524,382	1,466,516
Capital	-	-	-	0%	-	-
<b>Total</b>	<b>1,032,356</b>	<b>1,288,970</b>	<b>1,620,000</b>		<b>1,524,382</b>	<b>1,466,516</b>

\*FY22 includes 9.5 months of activity

### BUDGET HIGHLIGHTS:

Insurance contracts for retiree benefits renew on a calendar year basis. Based on current enrollment and increased claims over the current required insurance, the City of Hobbs projection into this Fund is approximately 25% increase based on a blended rate of active/retiree claims and fees. Active employee transfers into the fund are approximately 10%. The City is required to provide an actuarial analysis of the fund every two years (2023 will require a new valuation) for GASB 45 purposes. Current valuation of the fund is approximately \$39,477,400.



## 724072 - Retiree Health

**PROGRAM DESCRIPTION:**

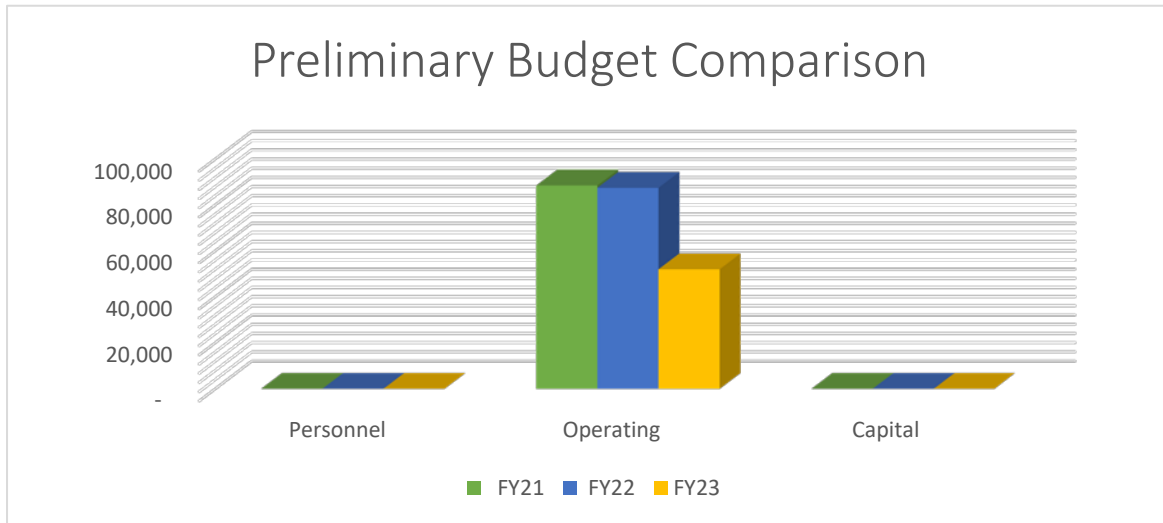
The Retiree Health Insurance Trust Fund was established for implementation of GASB 45. This fund is used to account for current activity and long-term liabilities of the City's retiree health insurance program. It also establishes funding used to accumulate the total costs of the medical, dental, vision and life insurance program that the City of Hobbs provides to its retirees. The fund receives income from contributions from retirees, as well as contributions that the City of Hobbs makes towards the program. The amount contributed to the Fund is determined by each retiree's years of service. The formula is 2% per year of service with up to a maximum of 60%. The City of Hobbs currently has self-insured insurance contracts for the medical and dental portion of the premiums charged.

**FY 2023 GOALS/OBJECTIVES:**

The objective of this fund is to accumulate the cost of the insurance benefits provided to retirees, as well as the contributions from the retirees and the City of Hobbs. The fund also establishes an investment to offset long-term retiree health care liabilities. Our goal for the upcoming year is to continue to search for insurance alternatives which appropriately weigh the benefit to insured with the cost of the program, considering both the retiree, and the employer contributions.

# 734073 - Crime Lab

734073



Expenditures	Preliminary Budget			% Change	Actual Expenditures	
	FY21	FY22	FY23	FY 22 to 23	FY21	FY22*
Personnel	-	-	-	0%	-	-
Operating	88,500	87,500	<b>52,000</b>	-41%	82,001	43,036
Capital	-	-	-	0%	-	-
<b>Total</b>	<b>88,500</b>	<b>87,500</b>	<b>52,000</b>		<b>82,001</b>	<b>43,036</b>

\*FY22 includes 9.5 months of activity

**BUDGET HIGHLIGHTS:**

The total collection of fees associated with the judicial education, DWI prevention and court automation programs is projected to be \$52,000.

## 734073 - Crime Lab

**PROGRAM DESCRIPTION:**

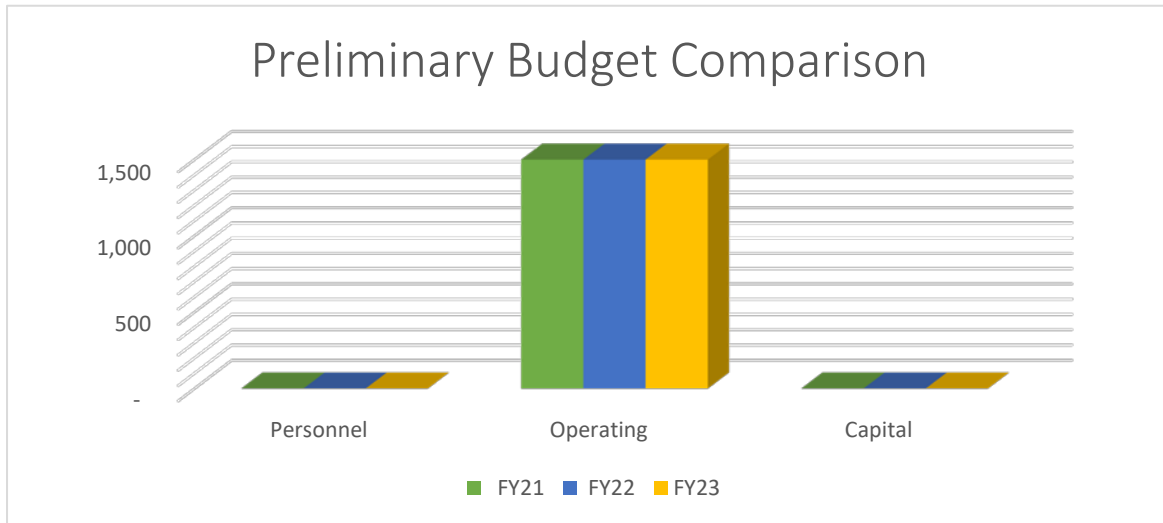
The Crime Lab Fund is a trust fund that accounts for the portioned collection of penalty fees from the Municipal Court. The fees collected are for the State of New Mexico - Administration Office of the Courts statewide programs. The fees collected and submitted are for judicial education, DWI Prevention, and court automation programs.

**FY 2023 GOALS/OBJECTIVES:**

The objective of the fund is to account for the daily trust activity as it relates to Municipal Court activities.

# 774077 - Library Trust

774077



Expenditures	Preliminary Budget			% Change	Actual Expenditures	
	FY21	FY22	FY23	FY 22 to 23	FY21	FY22*
Personnel	-	-	-	0%	-	-
Operating	1,500	1,500	<b>1,500</b>	0%	967	74
Capital	-	-	-	0%	-	-
<b>Total</b>	1,500	1,500	<b>1,500</b>		967	74

*\*FY22 includes 9.5 months of activity*

**BUDGET HIGHLIGHTS:**

This Trust Fund helps to supplement and enrich our collection development efforts.

## 774077 - Library Trust

**PROGRAM DESCRIPTION:**

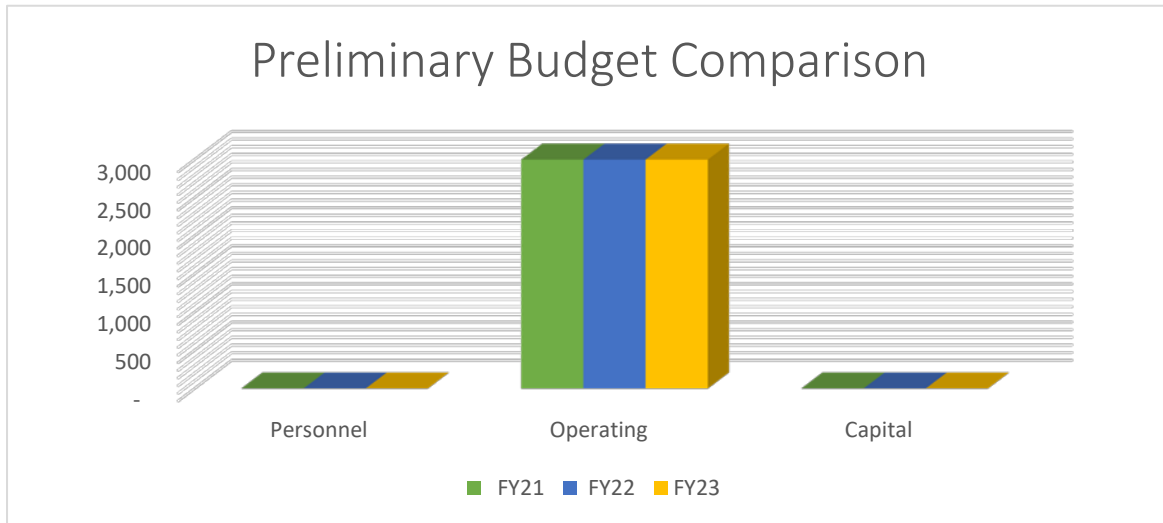
Purchase print or audio-visual material as memorial or honorarium items.

**FY 2023 GOALS/OBJECTIVES:**

Will continue to purchase materials as requested by title or subject matter by the donor.

# 784078 - Senior Citizen Trust

784078



Expenditures	Preliminary Budget			% Change	Actual Expenditures	
	FY21	FY22	FY23	FY 22 to 23	FY21	FY22*
Personnel	-	-	-	0%	-	-
Operating	3,000	3,000	<b>3,000</b>	0%	-	-
Capital	-	-	-	0%	-	-
<b>Total</b>	<b>3,000</b>	<b>3,000</b>	<b>3,000</b>		-	-

*\*FY22 includes 9.5 months of activity*

**BUDGET HIGHLIGHTS:**

To additionally fund the purchase of food provided at the annual Older Americans Picnic.

## 784078 - Senior Citizen Trust

**PROGRAM DESCRIPTION:**

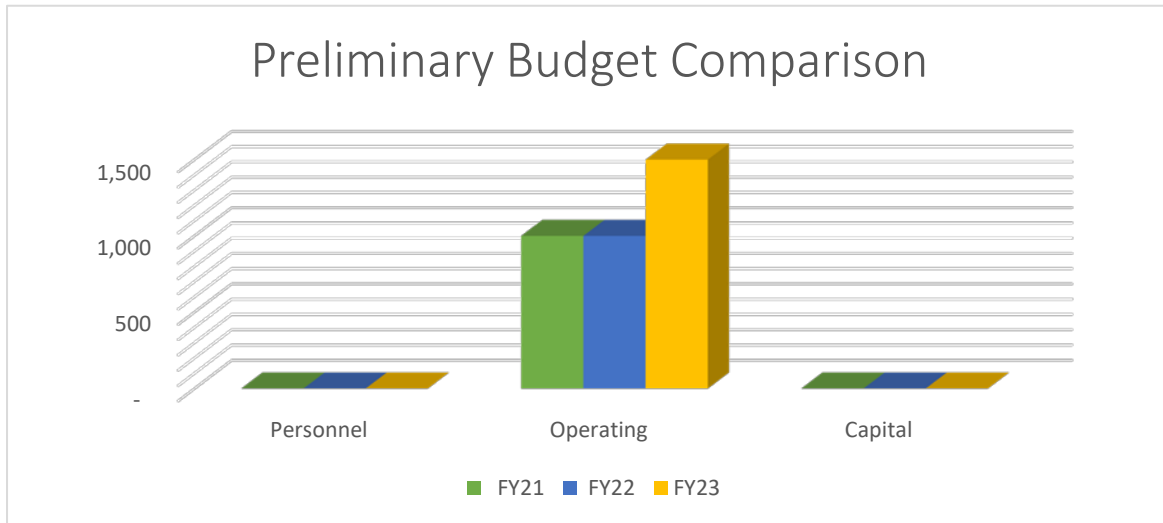
The Older Americans Division Trust Fund provides seniors with special interest classes, namely quilting, and the ability to purchase materials needed for this endeavor. Seniors raise funds by raffling a quilt annually and use the funds to replenish supplies for the quilting room.

**FY 2023 GOALS/OBJECTIVES:**

- Fund the purchase of supplies to sustain the quilting program in place at the senior center.
- Provide resources for special events at the Senior Center.

# 864086 - City Agency Trust

864086



Expenditures	Preliminary Budget			% Change	Actual Expenditures	
	FY21	FY22	FY23	FY 22 to 23	FY21	FY22*
Personnel	-	-	-	0%	-	-
Operating	1,000	1,000	<b>1,500</b>	50%	822	1,034
Capital	-	-	-	0%	-	-
<b>Total</b>	1,000	1,000	<b>1,500</b>		822	1,034

\*FY22 includes 9.5 months of activity

**BUDGET HIGHLIGHTS:**

Projected receipts include the “profit”/ “commissions” paid on City of Hobbs employee vending machines, while operational expenses are expenses for refreshments at City retirement functions. Current budgeted reserves for this fund is \$1500.



## 864086 - City Agency Trust

**PROGRAM DESCRIPTION:**

The City Agency Fund is used to account for our fiduciary responsibilities of providing vending machines available to City employees at various locations throughout the City of Hobbs facilities. The profits generated by these vending machines are accumulated within this fund, and spent on various items which benefit employees. An example of this fund would be to provide for City of Hobbs employees retirement parties. Maximum funding for retirement is \$250.00.

**FY 2023 GOALS/OBJECTIVES:**

The objective of this fund is to provide snacks and soft drinks at various work locations within the City of Hobbs. The proceeds would provide various items for retirement parties without utilizing taxpayer resources to provide these items.

City of Hobbs  
Salary Benefit Comparison

**Full time Employees**

Dept	FY21 FTE	FY21 Salary	FY21 Benefits	FY21 Total	FY22 FTE	FY22 Salary	FY22 Benefits	FY22 Total	FY23 FTE	FY23 Salary	FY23 Benefits	FY23 Total
Police	144.00	\$ 10,394,450.58	\$ 4,830,196.59	\$ 15,224,647.17	160.00	\$ 12,318,021.77	\$ 5,504,225.63	\$ 17,822,247.41	151.00	\$ 11,632,843.53	\$ 5,663,850.66	\$ 17,296,694.20
Fire	103.00	\$ 6,919,536.57	\$ 3,651,295.82	\$ 10,570,832.39	86.00	\$ 6,610,078.21	\$ 3,555,780.91	\$ 10,165,859.12	86.00	\$ 6,692,236.47	\$ 3,651,981.06	\$ 10,344,217.53
Engineering	13.00	\$ 902,496.36	\$ 349,110.14	\$ 1,251,606.50	13.00	\$ 950,230.30	\$ 344,546.94	\$ 1,294,777.24	13.00	\$ 1,006,336.32	\$ 405,464.14	\$ 1,411,800.45
Parks	85.50	\$ 3,785,247.21	\$ 1,734,480.13	\$ 5,519,727.34	86.00	\$ 4,031,939.23	\$ 1,803,262.27	\$ 5,835,201.50	87.75	\$ 4,220,585.27	\$ 1,831,247.30	\$ 6,051,832.57
CORE	72.50	\$ 2,247,404.12	\$ 813,474.19	\$ 3,060,878.31	71.75	\$ 2,375,412.70	\$ 808,476.26	\$ 3,183,888.97	65.00	\$ 2,318,920.31	\$ 779,734.00	\$ 3,098,654.31
Clerk	16.00	\$ 803,902.26	\$ 369,323.10	\$ 1,173,225.36	16.00	\$ 877,480.48	\$ 413,677.52	\$ 1,291,158.00	16.00	\$ 907,663.46	\$ 402,598.46	\$ 1,310,261.92
Gen Services	29.00	\$ 1,953,150.16	\$ 880,215.07	\$ 2,833,365.24	29.00	\$ 2,075,430.33	\$ 874,675.83	\$ 2,950,106.16	28.00	\$ 1,980,828.61	\$ 918,820.23	\$ 2,899,648.84
Administration	50.75	\$ 2,663,844.24	\$ 1,134,669.66	\$ 3,798,513.90	53.25	\$ 3,066,530.19	\$ 1,242,847.88	\$ 4,309,378.07	51.25	\$ 3,128,029.28	\$ 1,369,823.25	\$ 4,497,852.53
Utilities	59.00	\$ 3,151,978.98	\$ 1,329,275.54	\$ 4,481,254.51	59.00	\$ 3,359,648.36	\$ 1,357,711.69	\$ 4,717,360.05	57.00	\$ 3,353,891.53	\$ 1,459,232.51	\$ 4,813,124.04
Finance	16.00	\$ 933,049.37	\$ 431,432.33	\$ 1,364,481.70	16.00	\$ 1,015,841.41	\$ 433,971.99	\$ 1,449,813.40	15.00	\$ 999,205.25	\$ 474,731.05	\$ 1,473,936.30
<b>Totals</b>	<b>588.75</b>	<b>\$ 33,755,059.86</b>	<b>\$ 15,523,472.56</b>	<b>\$ 49,278,532.42</b>	<b>590.00</b>	<b>\$ 36,680,612.99</b>	<b>\$ 16,339,176.93</b>	<b>\$ 53,019,789.92</b>	<b>570.00</b>	<b>\$ 36,240,540.03</b>	<b>\$ 16,957,482.66</b>	<b>\$ 53,198,022.69</b>

**Seasonal Employees**

Dept	FY21 FTE	FY21 Salary	FY21 Benefits	FY21 Total	FY22 FTE	FY22 Salary	FY22 Benefits	FY22 Total	FY23 FTE	FY23 Salary	FY23 Benefits	FY23 Total
Police												
Fire												
Engineering	0.25	\$ 5,460.00	\$ 434.48	\$ 5,894.48	0.25	\$ 5,460.00	\$ 526.44	\$ 5,986.44	0.25	\$ 5,980.00	\$ 1,442.60	\$ 7,422.60
Parks	44.03	\$ 1,032,862.80	\$ 90,736.32	\$ 1,123,599.12	43.53	\$ 1,024,322.00	\$ 87,034.99	\$ 1,111,356.99	39.90	\$ 990,943.20	\$ 225,387.22	\$ 1,216,330.42
CORE	1.50	\$ 32,760.00	\$ 2,880.06	\$ 35,640.06	1.50	\$ 32,760.00	\$ 2,736.53	\$ 35,496.53	0.75	\$ 19,500.00	\$ 21,864.32	\$ 41,364.32
Clerk					1.40	\$ 12,300.00	\$ 972.30	\$ 13,272.30				
Gen Services	0.15	\$ 3,276.00	\$ 256.58	\$ 3,532.58								
Administration												
Utilities												
Finance												
<b>Totals</b>	<b>45.93</b>	<b>\$ 1,074,358.80</b>	<b>\$ 94,307.44</b>	<b>\$ 1,168,666.24</b>	<b>46.68</b>	<b>\$ 1,074,842.00</b>	<b>\$ 91,270.27</b>	<b>\$ 1,166,112.27</b>	<b>40.90</b>	<b>\$ 1,016,423.20</b>	<b>\$ 248,694.14</b>	<b>\$ 1,265,117.34</b>

**Total Employees**

Dept	FY21 FTE	FY21 Salary	FY21 Benefits	FY21 Total	FY22 FTE	FY22 Salary	FY22 Benefits	FY22 Total	FY23 FTE	FY23 Salary	FY23 Benefits	FY23 Total
Police	160.00	\$ 12,318,021.77	\$ 5,504,225.63	\$ 17,822,247.41	160.00	\$ 12,318,021.77	\$ 5,504,225.63	\$ 17,822,247.41	151.00	\$ 11,632,843.53	\$ 5,663,850.66	\$ 17,296,694.20
Fire	86.00	\$ 6,610,078.21	\$ 3,555,780.91	\$ 10,165,859.12	86.00	\$ 6,610,078.21	\$ 3,555,780.91	\$ 10,165,859.12	86.00	\$ 6,692,236.47	\$ 3,651,981.06	\$ 10,344,217.53
Engineering	13.25	\$ 955,690.30	\$ 345,073.39	\$ 1,300,763.69	13.25	\$ 955,690.30	\$ 345,073.39	\$ 1,300,763.69	13.25	\$ 1,012,316.32	\$ 406,906.74	\$ 1,419,223.06
Parks	129.53	\$ 5,056,261.23	\$ 1,890,297.26	\$ 6,946,558.49	129.53	\$ 5,056,261.23	\$ 1,890,297.26	\$ 6,946,558.49	127.65	\$ 5,211,528.47	\$ 2,056,634.51	\$ 7,268,162.99
CORE	73.25	\$ 2,408,172.70	\$ 811,212.80	\$ 3,219,385.50	73.25	\$ 2,408,172.70	\$ 811,212.80	\$ 3,219,385.50	65.75	\$ 2,338,420.31	\$ 801,598.32	\$ 3,140,018.62
Clerk	17.40	\$ 889,780.48	\$ 414,649.82	\$ 1,304,430.30	17.40	\$ 889,780.48	\$ 414,649.82	\$ 1,304,430.30	16.00	\$ 907,663.46	\$ 402,598.46	\$ 1,310,261.92
Gen Services	29.00	\$ 2,075,430.33	\$ 874,675.83	\$ 2,950,106.16	29.00	\$ 2,075,430.33	\$ 874,675.83	\$ 2,950,106.16	28.00	\$ 1,980,828.61	\$ 918,820.23	\$ 2,899,648.84
Administration	53.25	\$ 3,066,530.19	\$ 1,242,847.88	\$ 4,309,378.07	53.25	\$ 3,066,530.19	\$ 1,242,847.88	\$ 4,309,378.07	51.25	\$ 3,128,029.28	\$ 1,369,823.25	\$ 4,497,852.53
Utilities	59.00	\$ 3,359,648.36	\$ 1,357,711.69	\$ 4,717,360.05	59.00	\$ 3,359,648.36	\$ 1,357,711.69	\$ 4,717,360.05	57.00	\$ 3,353,891.53	\$ 1,459,232.51	\$ 4,813,124.04
Finance	16.00	\$ 1,015,841.41	\$ 433,971.99	\$ 1,449,813.40	16.00	\$ 1,015,841.41	\$ 433,971.99	\$ 1,449,813.40	15.00	\$ 999,205.25	\$ 474,731.05	\$ 1,473,936.30
<b>Totals</b>	<b>634.68</b>	<b>\$ 34,829,418.66</b>	<b>\$ 15,617,780.01</b>	<b>\$ 50,447,198.66</b>	<b>636.68</b>	<b>\$ 37,755,454.99</b>	<b>\$ 16,430,447.20</b>	<b>\$ 54,185,902.19</b>	<b>610.90</b>	<b>\$ 37,256,963.23</b>	<b>\$ 17,206,176.80</b>	<b>\$ 54,463,140.03</b>

	FY22 to FY21	FY23 to FY22
YOY Increase	2.00	(25.78)
% Increase	8.40%	-4.0%
	812,667.19	(498,491.76)
	5.20%	-1.32%
	7.41%	4.72%
	3,738,703.53	775,729.60
	0.3%	0.51%